

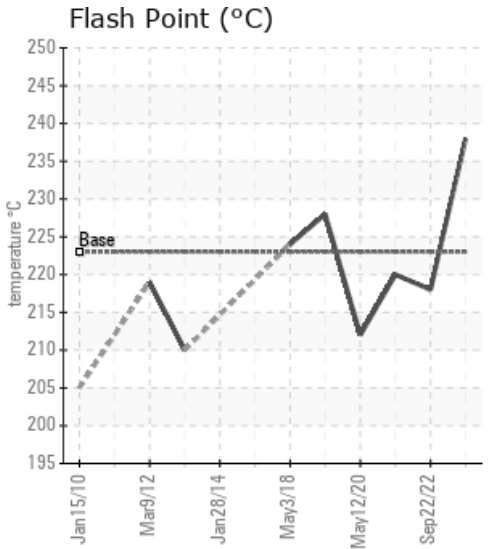
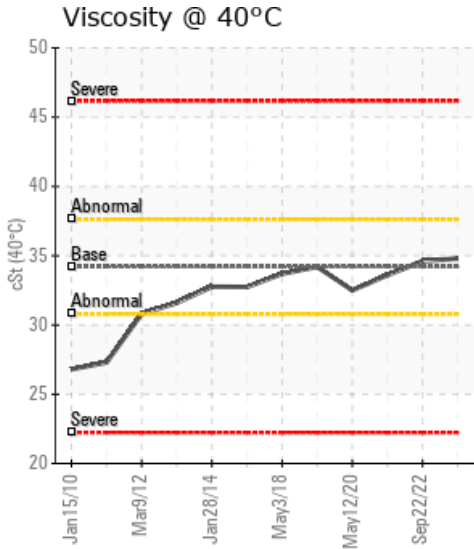
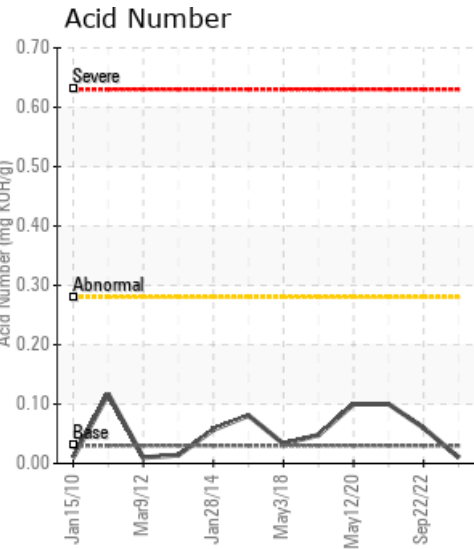
MODIFIED ROOM SYSTEM

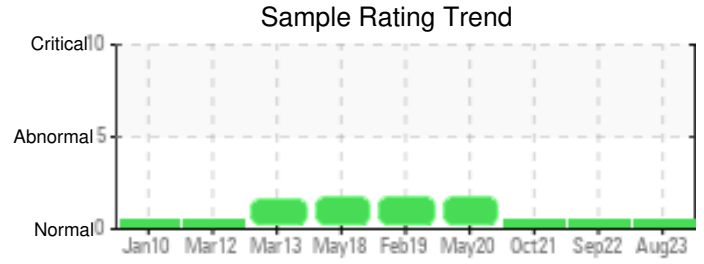
Customer: PTRHTF10094	System Information	Sample Information
CERTAINEED CORPORATION - OXFORD 200 CERTAINEED RD OXFORD, NC 27565 US Attn: Seth Newton Tel: (919)693-1141 E-Mail: Seth.newton@saint-gobain.com	System Volume: 0 gal Bulk Operating Temp: 450F / 232C Heating Source: Blanket: Fluid: PETRO CANADA PETRO-THERM Make:	Lab No: 02616807 Analyst: Manny Garcia Sample Date: 08/30/23 Received Date: 02/20/24 Completed: 03/05/24 Manny Garcia manuel.garcia@HFSinclair.com

Recommendation: Sample is suitable for continued use; please re-submit sample in the fall of 2024.

Comments: Wear metals/contamination are nil. Water ppm of 18 and extremely low acid number are very good results. Viscosity is in satisfactory range. COC Flash point satisfactory at 238oC. Pentane insolubles have dropped to great levels of .039; appearance of the fluid sample is GOOD.

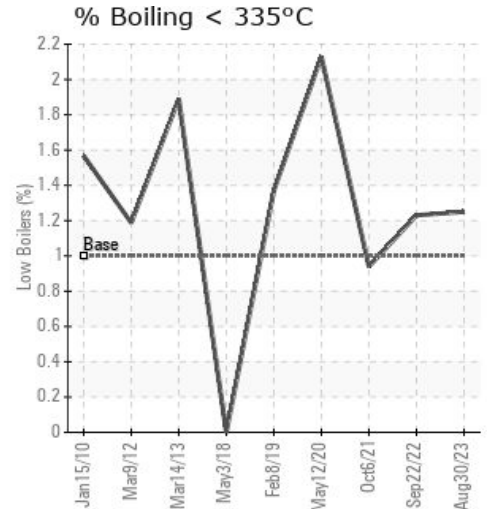
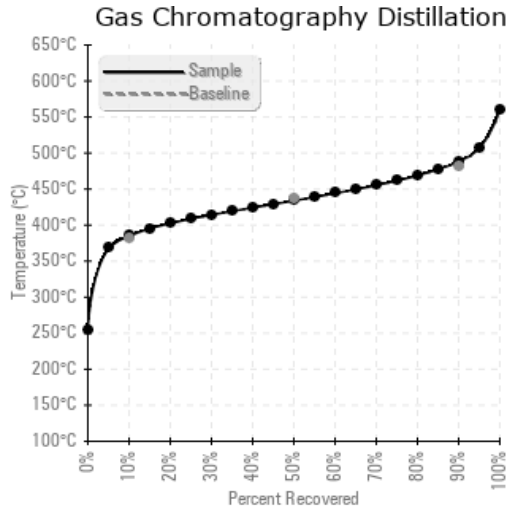
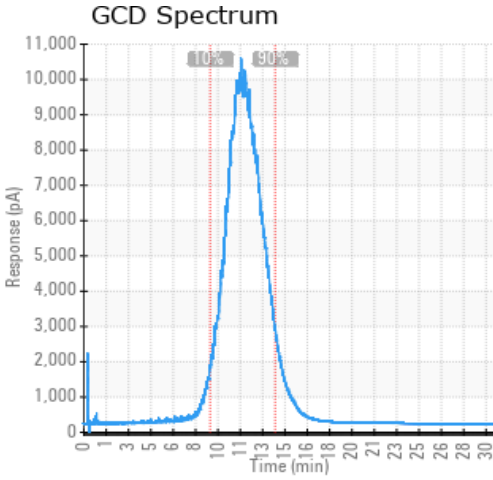
Sample Date	Received Date	Fluid Age	Sample Location	Flash Point (COC)	Water (KF)	Viscosity (40°C)	Acid Number	Solids	GCD 10%	GCD 50%	GCD 90%	GCD % < 335°C
	mm/dd/yy			°F/°C	ppm	cSt	mg/KOH/g	%wt	°F/°C	°F/°C	°F/°C	%
08/30/23	02/20/24	12.0m		460 / 238	18	34.8	0.01	0.039	724 / 385	813 / 434	911 / 488	1.25
09/22/22	10/12/22	12.0m	TRACING LINE	424 / 218	10.3	34.6	0.06	0.147	728 / 386	816 / 436	913 / 489	1.23
10/06/21	10/18/21	0.0m		428 / 220	23.3	33.6	0.10	0.056	726 / 386	816 / 435	912 / 489	0.94
05/12/20	07/06/20	5.0m		414 / 212	14.1	32.5	0.10	0.140	717 / 381	813 / 434	911 / 489	2.13
02/08/19	02/28/19	1.0m	AT HEATER	442 / 228	6.4	34.2	0.048	0.070	702 / 372	794 / 424	896 / 480	1.37
Baseline Data				433 / 223		34.2	0.03		720 / 382	817 / 436	900 / 482	1.00





Sample Date	Iron	Chromium	Nickel	Aluminum	Copper	Lead	Tin	Cadmium	Silver	Vanadium	Silicon	Sodium	Potassium	Titanium	Molybdenum	Antimony	Manganese	Lithium	Boron	Magnesium	Calcium	Barium	Phosphorus	Zinc
08/30/23	0	0	0	0	0	0	0	0	0	0	0	0	0	0	0	0	0	0	0	0	0	0	0	0
09/22/22	0	0	0	0	0	0	2	0	0	0	0	0	0	0	0	0	0	0	0	0	0	0	0	0
10/06/21	0	0	0	0	0	0	0	0	0	0	0	0	0	0	0	0	0	0	0	0	0	0	0	0
05/12/20	0	0	0	0	0	0	0	0	0	0	0	0	0	0	0	0	0	0	0	0	0	0	0	0
02/08/19	0	0	0	0	0	0	0	0	0	0	0	0	0	0	0	0	0	0	0	0	0	0	0	0
Baseline Data			0	0						0			0	0					0				0	

Elemental analysis results (above) in parts per million (ppm). [10,000 ppm = 1.0%]



Historical Comments	
09/22/22	Please re-sample in September 2023. Suitable for continued use.
10/06/21	Fluid Condition looks excellent and is suitable for continued use. Please re-submit sample in October 2022.
05/12/20	Despite the dark appearance, which is normal for hot oils, the sample shows nothing abnormal or marginal to act upon. Re-sample at next scheduled interval.
02/08/19	This sample appears to be in decent condition. No vanadium and normal viscosity so no reason to believe that asphalt is leaking. Based on the results of this analysis no action seems to be needed at this time, unless feedback from your own operations and monitoring of your process warrants it.

Petro-Canada makes no representation or warranty of any kind, either express or implied, as to the accuracy or completeness of the analysis and assumes no responsibility and shall have no liability whatsoever with respect to such analysis, or a party's use of it. Petro-Canada is a division of HollyFrontier Corporation.