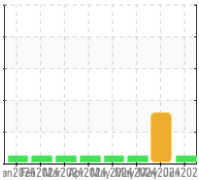


NORMAL

Sample Rating Trend



Machine Id
K603
Component
Reciprocating Compressor
Fluid
PETRO CANADA SENTRON LD SYNTHETIC BLEND (--- LTR)



OIL ANALYSIS REPORT

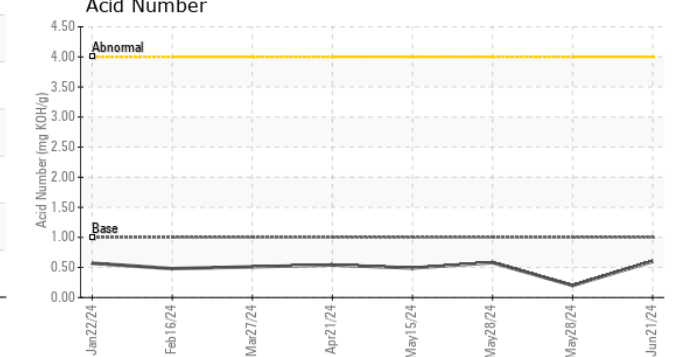
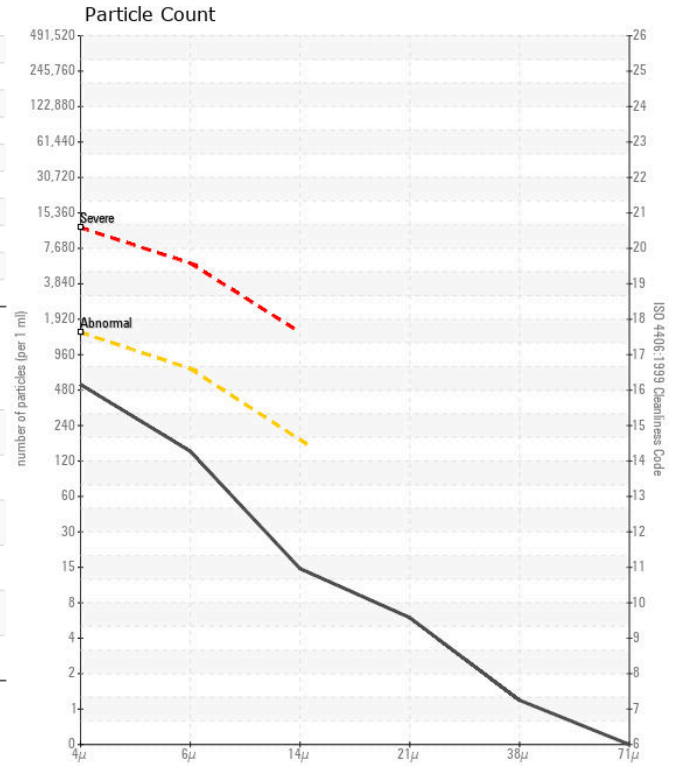
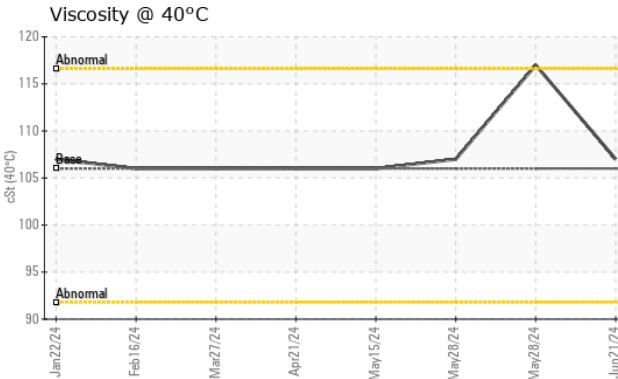
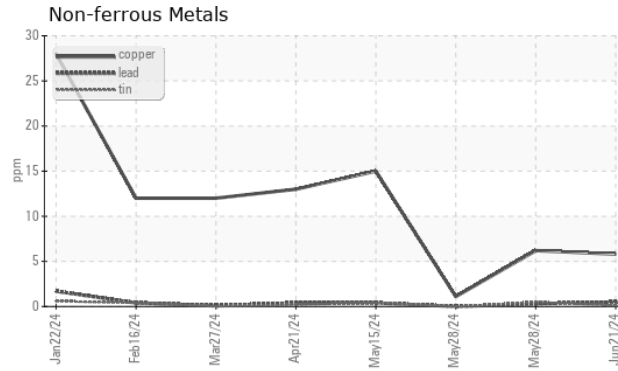
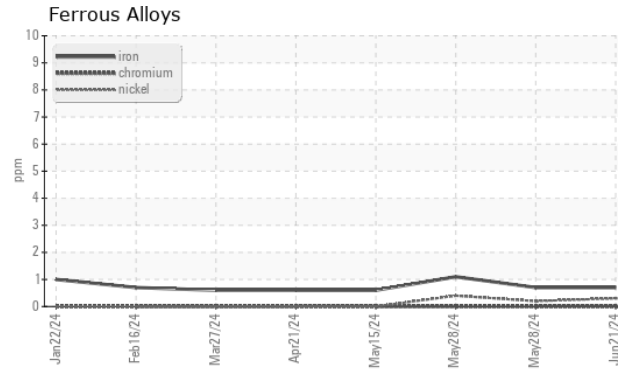
Sample		Wear Metals												Contaminants			Additives											
Sample Number	Sample Date	Iron	Chromium	Nickel	Titanium	Silver	Aluminum	Lead	Copper	Tin	Antimony	Vanadium	Beryllium	Cadmium	Silicon	Sodium	Potassium	Boron	Barium	Molybdenum	Manganese	Magnesium	Calcium	Phosphorus	Zinc	Sulfur	Lithium	
		>50	>10				>25	>25	>50	>15					>25		>20	0	0	0	0	3	1402	246	305	2310		
PC0089489	21 Jun 2024	<1	0	<1	0	0	1	<1	6	<1	0	0	0	0	<1	<1	0	2	0	0	0	6	1325	245	307	2153	<1	
PC0089486	28 May 2024	1	0	<1	0	0	1	0	1	0	0	0	0	0	2	<1	<1	<1	0	0	0	0	7	1178	249	307	1952	<1
PC0089486	28 May 2024	<1	0	<1	0	0	1	<1	6	<1	0	0	0	0	1	<1	0	2	0	0	0	6	1330	247	302	2147	<1	
PC0089513	15 May 2024	<1	0	0	0	0	1	<1	15	<1	0	0	0	0	<1	<1	0	1	0	0	0	7	1299	251	296	2162	<1	
PC0085513	21 Apr 2024	<1	0	0	0	0	<1	<1	13	<1	0	0	0	0	<1	<1	0	1	0	0	0	7	1303	241	289	2097	<1	
PC0089504	27 Mar 2024	<1	0	0	0	0	1	<1	12	0	0	0	0	0	<1	<1	0	1	0	0	0	7	1301	243	291	2122	<1	

Sample					Physical Tests						Other Tests										
Sample Number	Machine Age	Oil Age	Oil Changed	Filter Changed	Visc @ 40°C	Visc @ 100°C	Viscosity Index (VI)	Water	Glycol	Fuel	Oxidation (Diff)	Nitration (Diff)	Sulfation (Diff)	Acid Number (AN)	Base Number (BN)	Particles >4µm	Particles >6µm	Particles >14µm	Oil Cleanliness		
	hrs	hrs		---	106.0	15.6	153	>0.1	---	---	---	---	---	1.0	---	>1300	>640	>160	>17/16/14	---	---
PC0089489	31144	0	Not Changd	---	107	15.2	149	0.004	---	---	---	---	---	0.60	---	471	128	13	16/14/11	---	---
PC0089486	30573	0	Changed	---	117	13.2	107	0.003	---	---	---	---	---	0.20	---	27040	1433	77	22/18/13	---	---
PC0089486	30573	0	Changed	---	107	15.4	151	0.00	---	---	---	---	---	0.58	---	565	169	12	16/15/11	---	---
PC0089513	30268	0	Not Changd	---	106	15.1	149	0.003	---	---	---	---	---	0.49	---	717	177	10	17/15/10	---	---
PC0085513	0	0	N/A	---	106	15.1	149	0.009	---	---	---	---	---	0.54	---					---	---
PC0089504	28977	27655	N/A	---	106	15.2	150	0.003	---	---	---	---	---	0.51	---	317	69	9	15/13/10	---	---

Recommendations	
21 Jun 2024	Resample at the next service interval to monitor.
28 May 2024	

Interpretation	
21 Jun 2024	All component wear rates are normal. The system cleanliness is acceptable for your target ISO 4406 cleanliness code. The water content is negligible. The system and fluid cleanliness is acceptable. The AN level is acceptable for this fluid. The condition of the oil is suitable for further service.
28 May 2024	

Sample Date	Color	Bottom
21 Jun 2024		
28 May 2024		
28 May 2024		
15 May 2024		
21 Apr 2024	no image	no image
27 Mar 2024	no image	no image



Laboratory : WearCheck - C8-1175 Appleby Line, Burlington, ON L7L 5H9
Sample No. : PC0089489
Lab Number : 02644887
Unique Number : 5802426
Test Package : GEO 2 (Additional Tests: KF)

Received : 02 Jul 2024
Tested : 03 Jul 2024
Diagnosed : 04 Jul 2024 - Bill Quesnel

To discuss this sample report, contact Customer Service at 1-800-268-2131.
 Test denoted (*) outside scope of accreditation, (m) method modified, (e) tested at external lab.
 Validity of results and interpretation are based on the sample and information as supplied.

NuVista Energy
 10508 67 Ave, #201
 Grande Prairie, AB
 CA T8W 0K8
 Contact: Eldon Weaver
 eweaver@nvaenergy.com

T:
F: