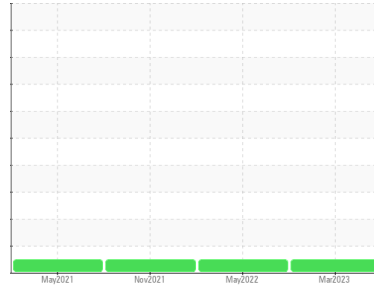




OIL ANALYSIS REPORT

Sample Rating Trend

NORMAL



Machine Id
931000
 Component
Natural Gas Engine
 Fluid
PETRO CANADA DURON GEO LD 15W40 (24 LTR)

DIAGNOSIS

Recommendation

Resample at the next service interval to monitor.

Wear

Metal levels are typical for a new component breaking in.

Contamination

There is no indication of any contamination in the oil.

Fluid Condition

The condition of the oil is acceptable for the time in service.

SAMPLE INFORMATION

	method	limit/base	current	history 1	history 2
Sample Number	Client Info		GFL0064314	GFL0050348	GFL0037455
Sample Date	Client Info		30 Mar 2023	03 May 2022	30 Nov 2021
Machine Age	kms	Client Info	9851	4280	0
Oil Age	kms	Client Info	1200	1200	0
Oil Changed	Client Info		Changed	Changed	Changed
Sample Status			NORMAL	NORMAL	NORMAL

CONTAMINATION

	method	limit/base	current	history 1	history 2
Glycol	WC Method		---	---	0.0

WEAR METALS

	method	limit/base	current	history 1	history 2
Iron	ppm	ASTM D5185(m) >50	14	25	31
Chromium	ppm	ASTM D5185(m) >4	<1	2	2
Nickel	ppm	ASTM D5185(m) >2	<1	1	1
Titanium	ppm	ASTM D5185(m)	<1	<1	2
Silver	ppm	ASTM D5185(m) >3	0	0	<1
Aluminum	ppm	ASTM D5185(m) >9	2	4	6
Lead	ppm	ASTM D5185(m) >30	<1	1	1
Copper	ppm	ASTM D5185(m) >35	<1	2	5
Tin	ppm	ASTM D5185(m) >4	<1	<1	1
Antimony	ppm	ASTM D5185(m)	<1	<1	0
Vanadium	ppm	ASTM D5185(m)	0	0	<1
Beryllium	ppm	ASTM D5185(m)	0	0	0
Cadmium	ppm	ASTM D5185(m)	0	0	0

ADDITIVES

	method	limit/base	current	history 1	history 2
Boron	ppm	ASTM D5185(m) 50	10	5	13
Barium	ppm	ASTM D5185(m) 5	0	0	<1
Molybdenum	ppm	ASTM D5185(m) 50	57	66	74
Manganese	ppm	ASTM D5185(m) 0	<1	1	2
Magnesium	ppm	ASTM D5185(m) 560	593	717	719
Calcium	ppm	ASTM D5185(m) 1510	1729	1827	1627
Phosphorus	ppm	ASTM D5185(m) 780	789	880	852
Zinc	ppm	ASTM D5185(m) 870	961	1082	1046
Sulfur	ppm	ASTM D5185(m) 2040	2047	2189	2061
Lithium	ppm	ASTM D5185(m)	<1	<1	<1

CONTAMINANTS

	method	limit/base	current	history 1	history 2
Silicon	ppm	ASTM D5185(m) >+100	4	12	20
Sodium	ppm	ASTM D5185(m)	8	14	11
Potassium	ppm	ASTM D5185(m) >20	<1	3	6

INFRA-RED

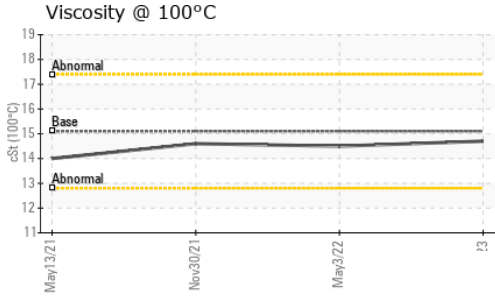
	method	limit/base	current	history 1	history 2
Soot %	%	ASTM D7844*	0	0	0
Nitration	Abs/cm	ASTM D7624* >20	13.0	4.2	11.8
Sulfation	Abs.1mm	ASTM D7415* >30	28.7	8.9	27.3

FLUID DEGRADATION

	method	limit/base	current	history 1	history 2
Oxidation	Abs.1mm	ASTM D7414* >25	21.5	8.2	22.0



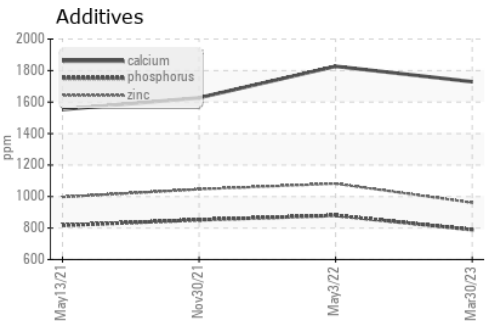
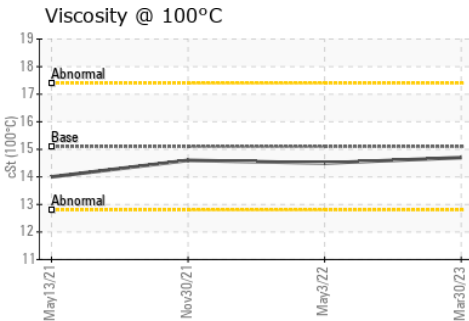
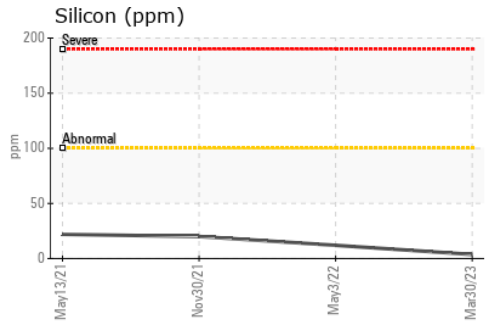
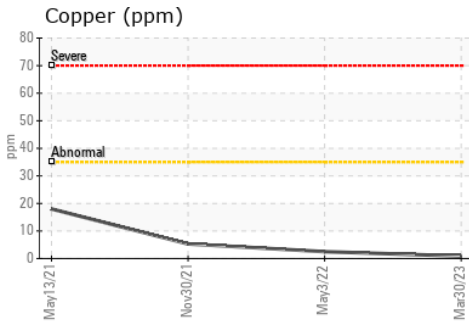
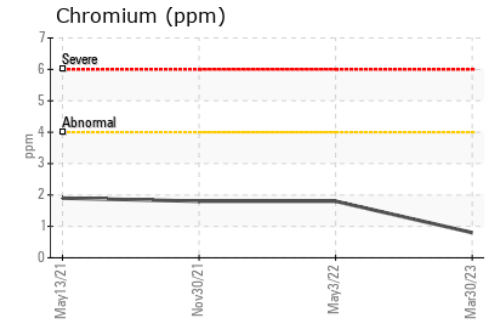
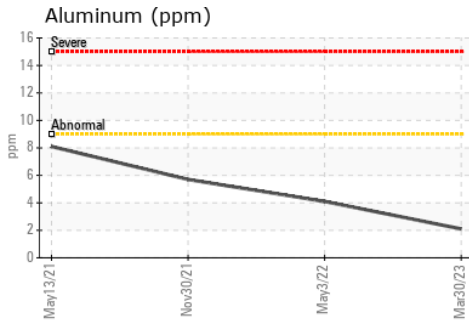
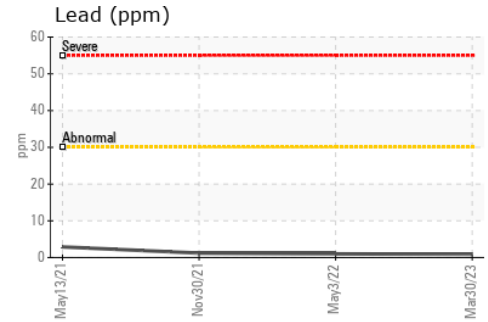
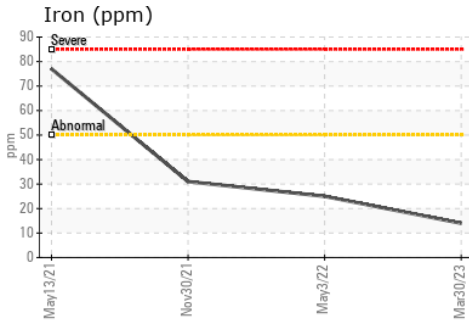
OIL ANALYSIS REPORT



VISUAL	method	limit/base	current	history 1	history 2
Emulsified Water	scalar	Visual*	>0.1	NEG	NEG
Free Water	scalar	Visual*		NEG	NEG

FLUID PROPERTIES	method	limit/base	current	history 1	history 2
Visc @ 100°C	cSt	ASTM D7279(m)	15.1	14.7	14.5

GRAPHS



Laboratory : WearCheck - C8-1175 Appleby Line, Burlington, ON L7L 5H9 **GFL Environmental - 209 - Hamilton**
Sample No. : GFL0064314 **Received** : 03 Apr 2023 560 Seaman Street
Lab Number : 02549283 **Diagnosed** : 03 Apr 2023 Stoney Creek, ON
Unique Number : 5554293 **Diagnostician** : Wes Davis CA L8E 3X7
Test Package : MOB 1 Contact: Fred Carleton

To discuss this sample report, contact Customer Service at 1-800-268-2131.
 Test denoted (*) outside scope of accreditation, (m) method modified, (e) tested at external lab.
 Validity of results and interpretation are based on the sample and information as supplied.

fred.carleton@gflenv.com
 T: (289)925-6693
 F: (905)664-9008