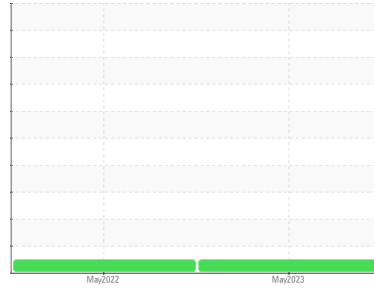


Machine Id
DRYER NH3 #4 (S/N 03715)
Component
Reciprocating Compressor
Fluid
FRIGOSPEC 231 (16 LTR)



DIAGNOSIS

Recommendation

Resample at the next service interval to monitor.

Wear

All component wear rates are normal.

Contamination

The water content is negligible. There is no indication of any contamination in the oil.

Fluid Condition

The AN level is acceptable for this fluid. The condition of the oil is suitable for further service.

| SAMPLE INFORMATION | | method | limit/base | current | history1 | history2 |
|--------------------|-------------|-------------|------------|--------------------|-------------|----------|
| Sample Number | Client Info | | | PC0076116 | PC0058449 | --- |
| Sample Date | Client Info | | | 05 May 2023 | 04 May 2022 | --- |
| Machine Age | hrs | Client Info | | 0 | 0 | --- |
| Oil Age | hrs | Client Info | | 0 | 0 | --- |
| Oil Changed | Client Info | | | N/A | N/A | --- |
| Sample Status | | | | NORMAL | NORMAL | --- |

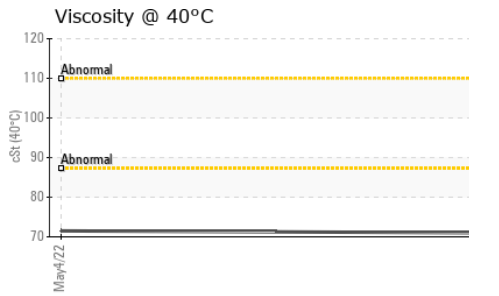
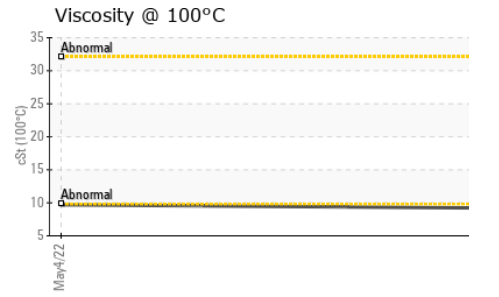
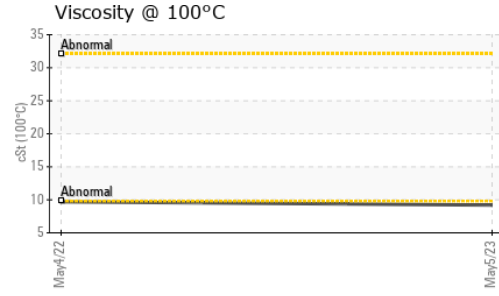

| WEAR METALS | | method | limit/base | current | history1 | history2 |
|-------------|-----|---------------|------------|--------------|----------|----------|
| PQ | | ASTM D8184* | | 0 | 0 | --- |
| Iron | ppm | ASTM D5185(m) | >50 | <1 | 1 | --- |
| Chromium | ppm | ASTM D5185(m) | >10 | 0 | 0 | --- |
| Nickel | ppm | ASTM D5185(m) | | <1 | 0 | --- |
| Titanium | ppm | ASTM D5185(m) | | 0 | 0 | --- |
| Silver | ppm | ASTM D5185(m) | | 0 | 0 | --- |
| Aluminum | ppm | ASTM D5185(m) | >25 | <1 | <1 | --- |
| Lead | ppm | ASTM D5185(m) | >25 | <1 | 0 | --- |
| Copper | ppm | ASTM D5185(m) | >50 | 0 | <1 | --- |
| Tin | ppm | ASTM D5185(m) | >15 | 0 | 0 | --- |
| Antimony | ppm | ASTM D5185(m) | | <1 | 0 | --- |
| Vanadium | ppm | ASTM D5185(m) | | 0 | 0 | --- |
| Beryllium | ppm | ASTM D5185(m) | | 0 | 0 | --- |
| Cadmium | ppm | ASTM D5185(m) | | 0 | 0 | --- |

| ADDITIVES | | method | limit/base | current | history1 | history2 |
|------------|-----|---------------|------------|--------------|----------|----------|
| Boron | ppm | ASTM D5185(m) | | 0 | 0 | --- |
| Barium | ppm | ASTM D5185(m) | | 0 | 0 | --- |
| Molybdenum | ppm | ASTM D5185(m) | | 0 | 0 | --- |
| Manganese | ppm | ASTM D5185(m) | | 0 | 0 | --- |
| Magnesium | ppm | ASTM D5185(m) | | 0 | 0 | --- |
| Calcium | ppm | ASTM D5185(m) | | 0 | 0 | --- |
| Phosphorus | ppm | ASTM D5185(m) | | 0 | 0 | --- |
| Zinc | ppm | ASTM D5185(m) | | <1 | <1 | --- |
| Sulfur | ppm | ASTM D5185(m) | | 21 | 22 | --- |
| Lithium | ppm | ASTM D5185(m) | | <1 | <1 | --- |

| CONTAMINANTS | | method | limit/base | current | history1 | history2 |
|--------------|-----|---------------|------------|-------------|----------|----------|
| Silicon | ppm | ASTM D5185(m) | >25 | 0 | 0 | --- |
| Sodium | ppm | ASTM D5185(m) | | 0 | 0 | --- |
| Potassium | ppm | ASTM D5185(m) | >20 | 0 | <1 | --- |
| Water | % | ASTM D6304* | >0.1 | 0.00 | 0.001 | --- |
| ppm Water | ppm | ASTM D6304* | >1000 | 0.00 | 7.3 | --- |

| FLUID DEGRADATION | | method | limit/base | current | history1 | history2 |
|-------------------|----------|------------|------------|-------------|----------|----------|
| Acid Number (AN) | mg KOH/g | ASTM D974* | | 0.01 | 0.04 | --- |

OIL ANALYSIS REPORT

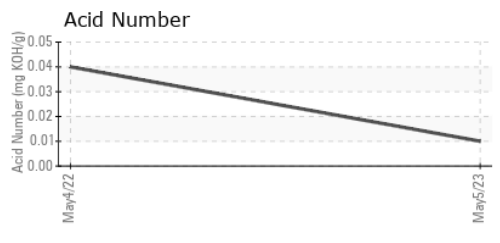
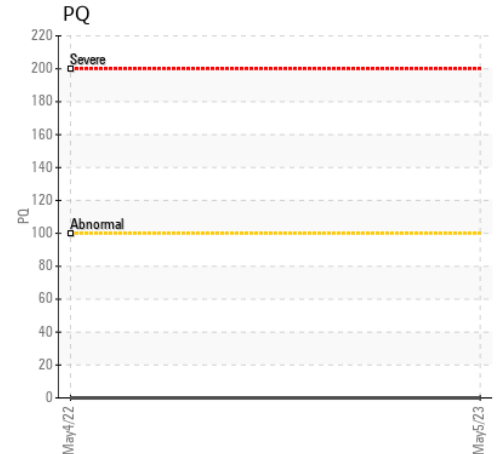
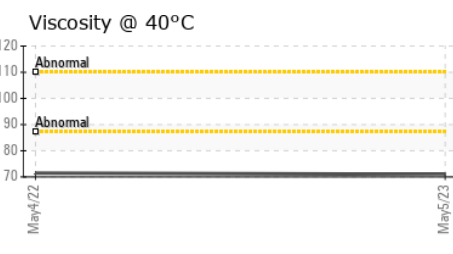
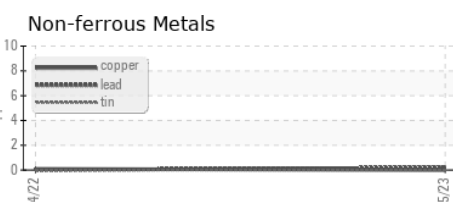
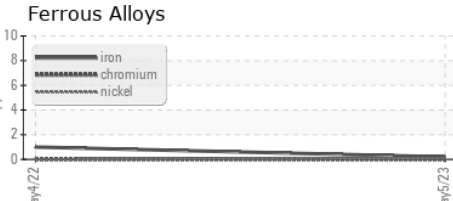


| VISUAL | method | limit/base | current | history1 | history2 |
|------------------|--------|------------|---------|----------|----------|
| White Metal | scalar | Visual* | NONE | NONE | --- |
| Yellow Metal | scalar | Visual* | NONE | NONE | --- |
| Precipitate | scalar | Visual* | NONE | NONE | --- |
| Silt | scalar | Visual* | NONE | NONE | --- |
| Debris | scalar | Visual* | NONE | NONE | --- |
| Sand/Dirt | scalar | Visual* | NONE | NONE | --- |
| Appearance | scalar | Visual* | NORML | NORML | --- |
| Odor | scalar | Visual* | NORML | AMMON | --- |
| Emulsified Water | scalar | Visual* | >0.1 | NEG | .2% |
| Free Water | scalar | Visual* | | NEG | --- |

| FLUID PROPERTIES | method | limit/base | current | history1 | history2 |
|----------------------|--------|---------------|---------|----------|----------|
| Visc @ 40°C | cSt | ASTM D7279(m) | 71.0 | 71.5 | --- |
| Visc @ 100°C | cSt | ASTM D7279(m) | 9.2 | 9.7 | --- |
| Viscosity Index (VI) | Scale | ASTM D2270* | 104 | 115 | --- |

| SAMPLE IMAGES | method | limit/base | current | history1 | history2 |
|---------------|--------|------------|---------|----------|----------|
| Color | | | | | no image |
| Bottom | | | | | no image |

GRAPHS



Laboratory : WearCheck - C8-1175 Appleby Line, Burlington, ON L7L 5H9
Sample No. : PC0076116 **Received** : 09 May 2023
Lab Number : 02556208 **Diagnosed** : 10 May 2023
Unique Number : 5577248 **Diagnostician** : Kevin Marson
Test Package : IND 2 (Additional Tests: KF, KV100, TAN MAN, VI)

SAPUTO FOODS LTD
 284 HOPE STREET WEST
 TAVISTOCK, ON
 CA N0B 2R0
 Contact: Joseph Ross
 joseph.ross@saputo.com
 T: (519)655-2337
 F: (519)655-3449

To discuss this sample report, contact Customer Service at 1-800-268-2131.
 Test denoted (*) outside scope of accreditation, (m) method modified, (e) tested at external lab.
 Validity of results and interpretation are based on the sample and information as supplied.