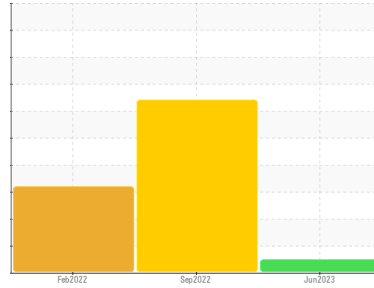




OIL ANALYSIS REPORT

Sample Rating Trend



NORMAL



Machine Id
801136
 Component
Transmission (Auto)
 Fluid
ALLISON TES 295 (--- GAL)

DIAGNOSIS

Recommendation

Resample at the next service interval to monitor.

Wear

All component wear rates are normal.

Contamination

There is no indication of any contamination in the fluid.

Fluid Condition

The condition of the fluid is acceptable for the time in service.

SAMPLE INFORMATION

	method	limit/base	current	history1	history2
Sample Number	Client Info		GFL0057419	GFL0039157	GFL0039352
Sample Date	Client Info		09 Jun 2023	13 Sep 2022	11 Feb 2022
Machine Age	hrs	Client Info	653	15529	14360
Oil Age	hrs	Client Info	600	600	0
Oil Changed	Client Info		Changed	Changed	N/A
Sample Status			NORMAL	SEVERE	ABNORMAL

WEAR METALS

	method	limit/base	current	history1	history2
Iron	ppm	ASTM D5185(m) >160	28	1139	226
Chromium	ppm	ASTM D5185(m) >5	0	1	<1
Nickel	ppm	ASTM D5185(m) >5	0	0	<1
Titanium	ppm	ASTM D5185(m)	0	<1	0
Silver	ppm	ASTM D5185(m) >5	0	0	0
Aluminum	ppm	ASTM D5185(m) >50	8	14	64
Lead	ppm	ASTM D5185(m) >50	1	2	4
Copper	ppm	ASTM D5185(m) >225	8	44	15
Tin	ppm	ASTM D5185(m) >10	<1	<1	3
Antimony	ppm	ASTM D5185(m)	0	0	0
Vanadium	ppm	ASTM D5185(m)	0	0	0
Beryllium	ppm	ASTM D5185(m)	0	0	0
Cadmium	ppm	ASTM D5185(m)	0	0	0

ADDITIVES

	method	limit/base	current	history1	history2
Boron	ppm	ASTM D5185(m) 150	48	54	108
Barium	ppm	ASTM D5185(m) 0	<1	0	0
Molybdenum	ppm	ASTM D5185(m) 0	<1	0	<1
Manganese	ppm	ASTM D5185(m)	<1	30	2
Magnesium	ppm	ASTM D5185(m) 0	5	2	2
Calcium	ppm	ASTM D5185(m) 40	128	119	75
Phosphorus	ppm	ASTM D5185(m) 320	228	195	283
Zinc	ppm	ASTM D5185(m) 5	16	12	13
Sulfur	ppm	ASTM D5185(m) 1050	1486	1204	850
Lithium	ppm	ASTM D5185(m)	<1	<1	<1

CONTAMINANTS

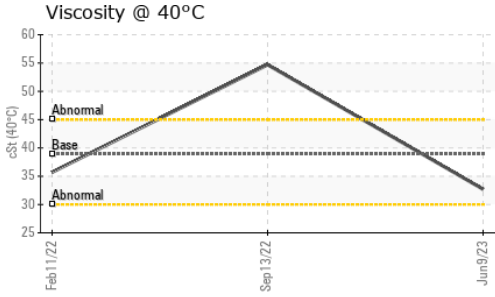
	method	limit/base	current	history1	history2
Silicon	ppm	ASTM D5185(m) >20	9	16	23
Sodium	ppm	ASTM D5185(m)	11	6	4
Potassium	ppm	ASTM D5185(m) >20	3	2	2

VISUAL

	method	limit/base	current	history1	history2
White Metal	scalar	Visual*	NONE	NONE	NONE
Yellow Metal	scalar	Visual*	NONE	NONE	NONE
Precipitate	scalar	Visual*	NONE	NONE	NONE
Silt	scalar	Visual*	NONE	NONE	VLITE
Debris	scalar	Visual*	NONE	NONE	NONE
Sand/Dirt	scalar	Visual*	NONE	NONE	NONE
Appearance	scalar	Visual*	NORML	NORML	NORML
Odor	scalar	Visual*	NORML	NORML	NORML
Emulsified Water	scalar	Visual*	>0.1	NEG	NEG
Free Water	scalar	Visual*		NEG	NEG




OIL ANALYSIS REPORT

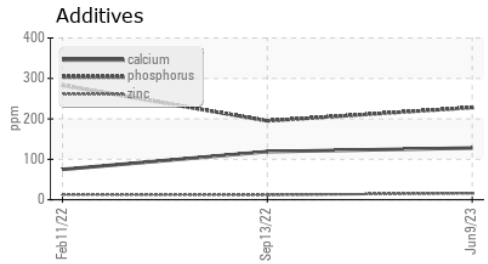
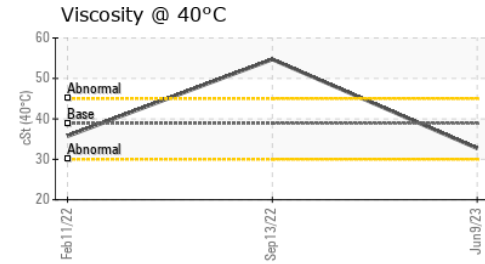
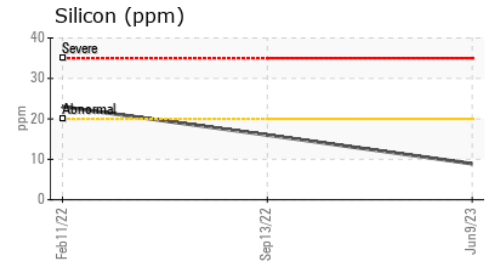
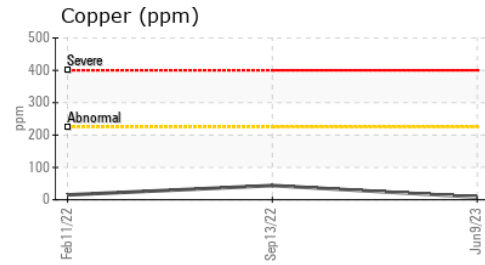
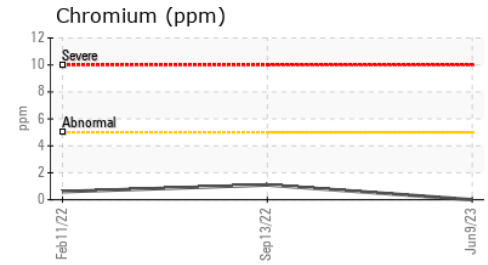
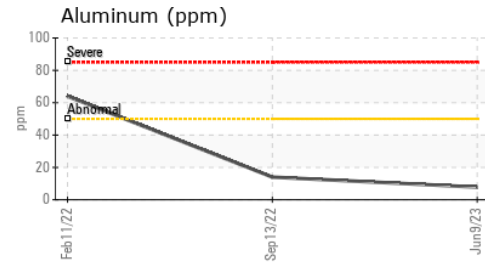
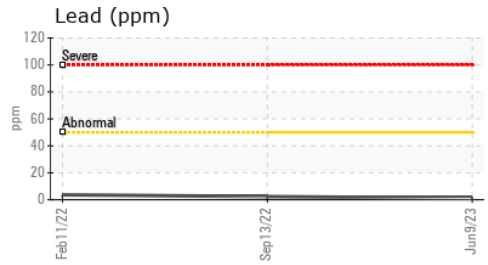
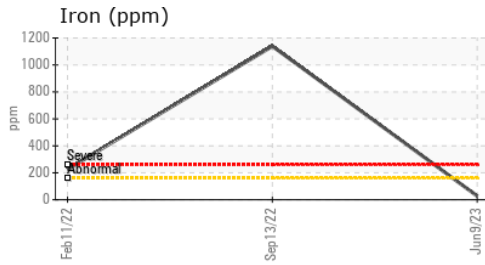


FLUID PROPERTIES		method	limit/base	current	history1	history2
Visc @ 40°C	cSt	ASTM D7279(m)	38.9	32.7	▲ 54.7	35.7

SAMPLE IMAGES		method	limit/base	current	history1	history2
---------------	--	--------	------------	---------	----------	----------



GRAPHS



Laboratory : WearCheck - C8-1175 Appleby Line, Burlington, ON L7L 5H9 GFL Environmental - 574 - Vancouver Fleet
Sample No. : GFL0057419 **Received** : 14 Jul 2023
Lab Number : 02570168 **Diagnosed** : 14 Jul 2023
Unique Number : 5607214 **Diagnostician** : Wes Davis
Test Package : MOB 1

To discuss this sample report, contact Customer Service at 1-800-268-2131.
 Test denoted (*) outside scope of accreditation, (m) method modified, (e) tested at external lab.
 Validity of results and interpretation are based on the sample and information as supplied.

70 Golden Drive,
 Coquitlam, BC
 CA V3K 6B5
 Contact: Allison Adams
 aadams@gflenv.com
 T: (604)529-4023
 F: