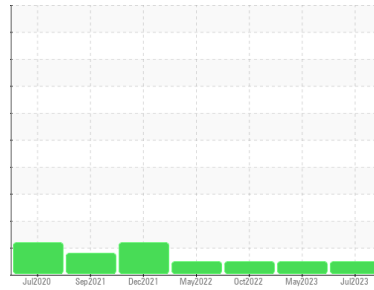




OIL ANALYSIS REPORT

Sample Rating Trend

NORMAL



Machine Id
OR348
Component
Transmission (Auto)
Fluid
PETRO CANADA DURATRAN (--- GAL)

DIAGNOSIS

Recommendation

Resample at the next service interval to monitor.

Wear

All component wear rates are normal.

Contamination

There is no indication of any contamination in the fluid.

Fluid Condition

The condition of the fluid is acceptable for the time in service.

SAMPLE INFORMATION

	method	limit/base	current	history1	history2
Sample Number	Client Info		GFL0087393	GFL0056460	GFL0056435
Sample Date	Client Info		18 Jul 2023	29 May 2023	28 Oct 2022
Machine Age	hrs	Client Info	22210	21984	21186
Oil Age	hrs	Client Info	1000	21984	1331
Oil Changed	Client Info		Not Chngd	Not Chngd	Not Chngd
Sample Status			NORMAL	NORMAL	NORMAL

WEAR METALS

	method	limit/base	current	history1	history2
Iron	ppm	ASTM D5185(m) >160	3	3	2
Chromium	ppm	ASTM D5185(m) >5	0	0	0
Nickel	ppm	ASTM D5185(m) >5	0	0	<1
Titanium	ppm	ASTM D5185(m)	0	<1	<1
Silver	ppm	ASTM D5185(m) >5	0	0	0
Aluminum	ppm	ASTM D5185(m) >50	<1	<1	<1
Lead	ppm	ASTM D5185(m) >50	0	<1	0
Copper	ppm	ASTM D5185(m) >225	<1	<1	<1
Tin	ppm	ASTM D5185(m) >10	0	0	0
Antimony	ppm	ASTM D5185(m)	0	0	0
Vanadium	ppm	ASTM D5185(m)	0	0	0
Beryllium	ppm	ASTM D5185(m)	0	0	0
Cadmium	ppm	ASTM D5185(m)	0	0	0

ADDITIVES

	method	limit/base	current	history1	history2
Boron	ppm	ASTM D5185(m) 110	78	80	82
Barium	ppm	ASTM D5185(m) 0.0	0	0	0
Molybdenum	ppm	ASTM D5185(m) 0.0	3	3	3
Manganese	ppm	ASTM D5185(m) 1	0	<1	<1
Magnesium	ppm	ASTM D5185(m) 13	44	43	48
Calcium	ppm	ASTM D5185(m) 3610	3028	3229	3306
Phosphorus	ppm	ASTM D5185(m) 1192	1080	1109	1092
Zinc	ppm	ASTM D5185(m) 1455	1212	1248	1243
Sulfur	ppm	ASTM D5185(m) 2641	2565	2621	2624
Lithium	ppm	ASTM D5185(m)	<1	<1	<1

CONTAMINANTS

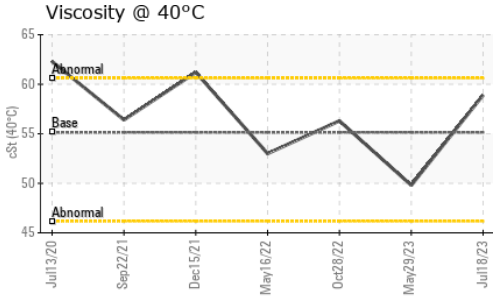
	method	limit/base	current	history1	history2
Silicon	ppm	ASTM D5185(m) >20	8	9	9
Sodium	ppm	ASTM D5185(m)	2	2	2
Potassium	ppm	ASTM D5185(m) >20	<1	<1	<1

VISUAL

	method	limit/base	current	history1	history2	
White Metal	scalar	Visual*	NONE	NONE	NONE	NONE
Yellow Metal	scalar	Visual*	NONE	NONE	NONE	NONE
Precipitate	scalar	Visual*	NONE	NONE	NONE	NONE
Silt	scalar	Visual*	NONE	NONE	NONE	NONE
Debris	scalar	Visual*	NONE	NONE	NONE	NONE
Sand/Dirt	scalar	Visual*	NONE	NONE	NONE	NONE
Appearance	scalar	Visual*	NORML	NORML	NORML	NORML
Odor	scalar	Visual*	NORML	NORML	NORML	NORML
Emulsified Water	scalar	Visual*	>0.1	NEG	NEG	NEG
Free Water	scalar	Visual*		NEG	NEG	NEG




OIL ANALYSIS REPORT

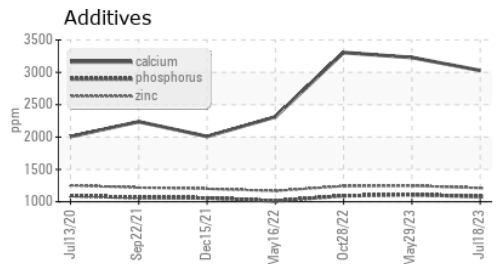
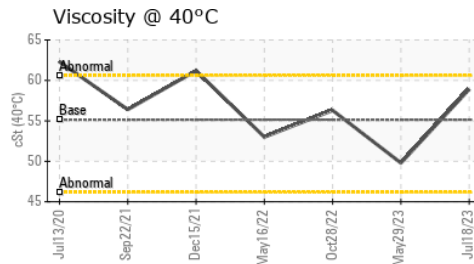
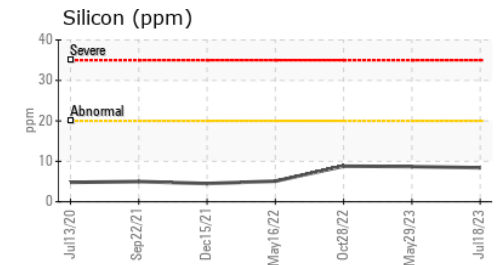
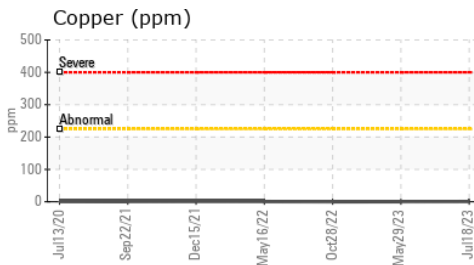
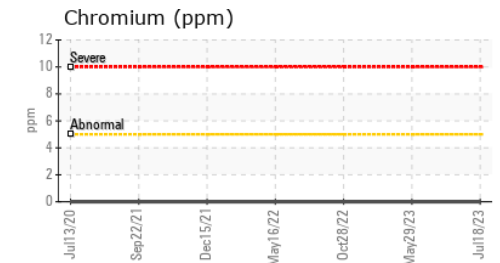
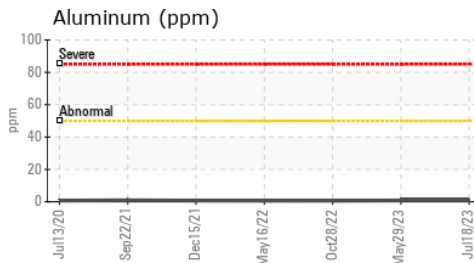
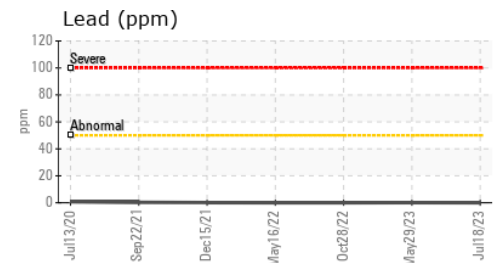
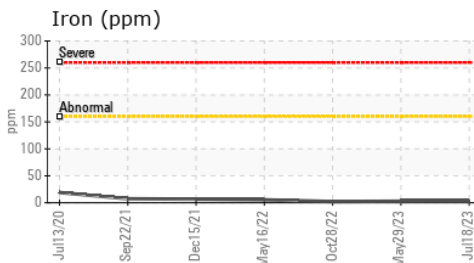


FLUID PROPERTIES		method	limit/base	current	history1	history2
Visc @ 40°C	cSt	ASTM D7279(m)	55.14	58.9	49.8	56.3

SAMPLE IMAGES		method	limit/base	current	history1	history2
---------------	--	--------	------------	---------	----------	----------



GRAPHS



Laboratory : WearCheck - C8-1175 Appleby Line, Burlington, ON L7L 5H9 GFL Environmental - 720 - Lafleche - Landfill
Sample No. : GFL0087393 **Received** : 25 Jul 2023
Lab Number : 02571971 **Diagnosed** : 25 Jul 2023
Unique Number : 5617022 **Diagnostician** : Wes Davis
Test Package : MOB 1

To discuss this sample report, contact Customer Service at 1-800-268-2131.
 Test denoted (*) outside scope of accreditation, (m) method modified, (e) tested at external lab.
 Validity of results and interpretation are based on the sample and information as supplied.

17125 Lafleche Road,
 Moose Creek, ON
 CA K0C 1W0
 Contact: Charles Bergeron
 cbergeron@gflenv.com
 T: (613)538-4853
 F: