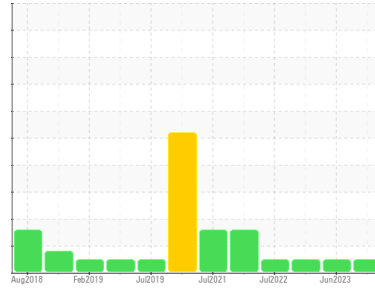




OIL ANALYSIS REPORT

Sample Rating Trend



NORMAL



Machine Id
801110

Component
Diesel Engine

Fluid
PETRO CANADA DURON SHP 10W30 (--- LTR)

DIAGNOSIS

Recommendation

Resample at the next service interval to monitor.

Wear

All component wear rates are normal.

Contamination

There is no indication of any contamination in the oil.

Fluid Condition

The condition of the oil is acceptable for the time in service.

SAMPLE INFORMATION

method	limit/base	current	history1	history2	
Sample Number	Client Info	GFL0085967	GFL0077986	GFL0060001	
Sample Date	Client Info	14 Jul 2023	04 Jun 2023	28 Sep 2022	
Machine Age	kms	Client Info	185097	2927	0
Oil Age	kms	Client Info	0	0	0
Oil Changed	Client Info	Changed	N/A	Changed	
Sample Status		NORMAL	NORMAL	NORMAL	

CONTAMINATION

method	limit/base	current	history1	history2
Fuel	WC Method >5	<1.0	<1.0	<1.0
Glycol	WC Method	NEG	NEG	NEG

WEAR METALS

method	limit/base	current	history1	history2	
Iron	ppm	ASTM D5185(m) >80	29	22	36
Chromium	ppm	ASTM D5185(m) >5	1	1	2
Nickel	ppm	ASTM D5185(m) >2	0	<1	0
Titanium	ppm	ASTM D5185(m)	0	0	<1
Silver	ppm	ASTM D5185(m) >3	<1	0	0
Aluminum	ppm	ASTM D5185(m) >30	3	3	3
Lead	ppm	ASTM D5185(m) >30	0	0	0
Copper	ppm	ASTM D5185(m) >150	2	2	3
Tin	ppm	ASTM D5185(m) >5	0	0	<1
Antimony	ppm	ASTM D5185(m)	0	<1	<1
Vanadium	ppm	ASTM D5185(m)	0	0	0
Beryllium	ppm	ASTM D5185(m)	0	0	0
Cadmium	ppm	ASTM D5185(m)	0	0	0

ADDITIVES

method	limit/base	current	history1	history2	
Boron	ppm	ASTM D5185(m) 2	1	2	2
Barium	ppm	ASTM D5185(m) 0	0	0	0
Molybdenum	ppm	ASTM D5185(m) 50	57	59	59
Manganese	ppm	ASTM D5185(m) 0	<1	<1	1
Magnesium	ppm	ASTM D5185(m) 950	962	973	920
Calcium	ppm	ASTM D5185(m) 1050	1009	1103	1087
Phosphorus	ppm	ASTM D5185(m) 995	1027	1063	1013
Zinc	ppm	ASTM D5185(m) 1180	1173	1192	1170
Sulfur	ppm	ASTM D5185(m) 2600	2340	2481	2337
Lithium	ppm	ASTM D5185(m)	<1	<1	<1

CONTAMINANTS

method	limit/base	current	history1	history2	
Silicon	ppm	ASTM D5185(m) >20	4	4	10
Sodium	ppm	ASTM D5185(m)	7	6	8
Potassium	ppm	ASTM D5185(m) >20	<1	<1	<1

INFRA-RED

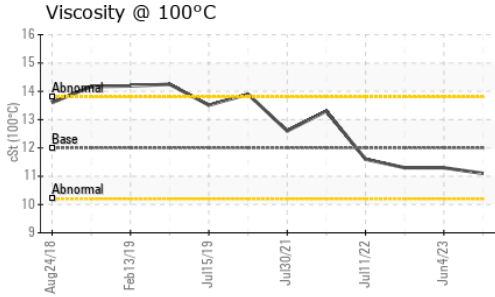
method	limit/base	current	history1	history2	
Soot %	%	ASTM D7844* >3	0.6	0.4	0.6
Nitration	Abs/cm	ASTM D7624* >20	8.7	8.5	9.4
Sulfation	Abs/.1mm	ASTM D7415* >30	21.1	19.8	21.6

FLUID DEGRADATION

method	limit/base	current	history1	history2	
Oxidation	Abs/.1mm	ASTM D7414* >25	17.5	16.6	19.1



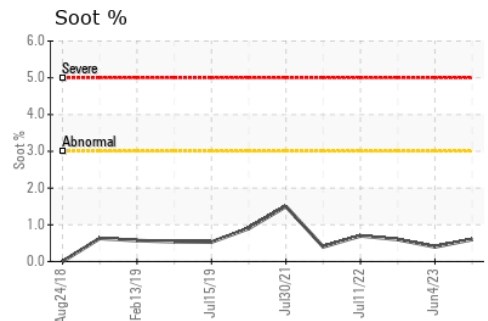
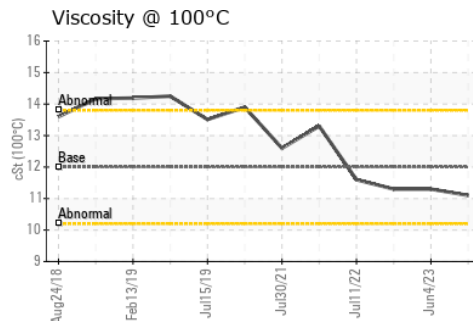
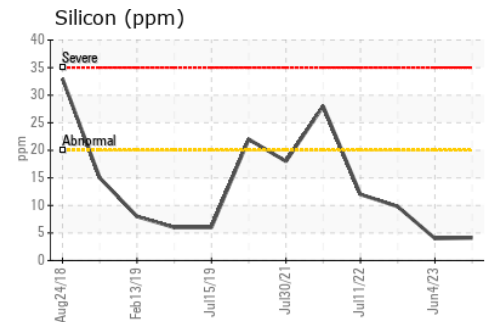
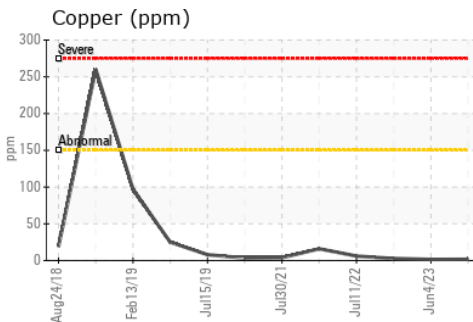
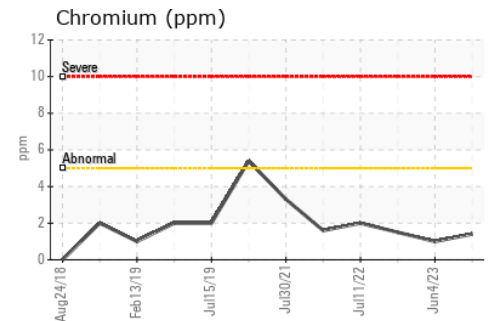
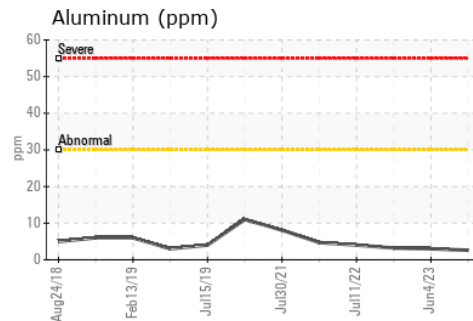
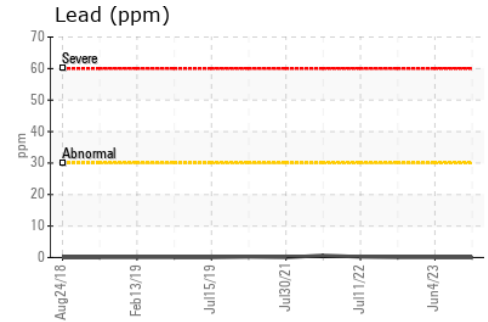
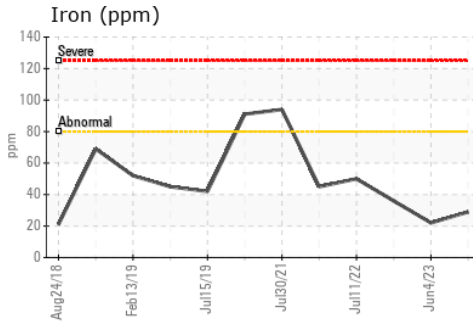
OIL ANALYSIS REPORT



VISUAL	method	limit/base	current	history1	history2
Emulsified Water	scalar	Visual*	>0.2	NEG	NEG
Free Water	scalar	Visual*		NEG	NEG

FLUID PROPERTIES	method	limit/base	current	history1	history2
Visc @ 100°C	cSt	ASTM D7279(m)	12.00	11.1	11.3

GRAPHS



Laboratory : WearCheck - C8-1175 Appleby Line, Burlington, ON L7L 5H9 GFL Environmental - 554 - Edmonton SW
Sample No. : GFL0085967 **Received** : 28 Jul 2023
Lab Number : 02572893 **Diagnosed** : 28 Jul 2023
Unique Number : 5617944 **Diagnostician** : Wes Davis
Test Package : MOB 1

To discuss this sample report, contact Customer Service at 1-800-268-2131.
 Test denoted (*) outside scope of accreditation, (m) method modified, (e) tested at external lab.
 Validity of results and interpretation are based on the sample and information as supplied.

Contact: Antonio De Rosa
 aderosa@gflenv.com
 T: (780)509-2640
 F: (780)444-8851