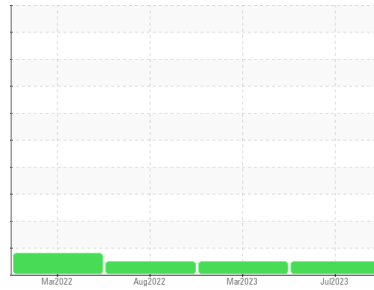




OIL ANALYSIS REPORT

Sample Rating Trend

NORMAL



Machine Id
411019

Component
Transmission (Manual)

Fluid
PETRO CANADA DuraDrive HD Synthetic 668 (--- GAL)

DIAGNOSIS

Recommendation

Resample at the next service interval to monitor.

Wear

All component wear rates are normal.

Contamination

There is no indication of any contamination in the fluid.

Fluid Condition

The condition of the fluid is acceptable for the time in service.

SAMPLE INFORMATION

method	limit/base	current	history1	history2
Sample Number	Client Info	GFL0084085	GFL0073168	GFL0039245
Sample Date	Client Info	06 Jul 2023	20 Mar 2023	31 Aug 2022
Machine Age	hrs	9002	7766	5537
Oil Age	hrs	0	0	600
Oil Changed	Client Info	N/A	N/A	Changed
Sample Status		NORMAL	NORMAL	NORMAL

WEAR METALS

method	limit/base	current	history1	history2	
Iron	ppm	ASTM D5185(m) >200	46	34	47
Chromium	ppm	ASTM D5185(m) >5	0	0	0
Nickel	ppm	ASTM D5185(m) >5	0	0	<1
Titanium	ppm	ASTM D5185(m)	0	0	0
Silver	ppm	ASTM D5185(m) >7	0	0	0
Aluminum	ppm	ASTM D5185(m) >25	15	13	23
Lead	ppm	ASTM D5185(m) >45	2	2	4
Copper	ppm	ASTM D5185(m) >225	12	8	8
Tin	ppm	ASTM D5185(m) >10	2	2	2
Antimony	ppm	ASTM D5185(m)	0	0	0
Vanadium	ppm	ASTM D5185(m)	0	0	0
Beryllium	ppm	ASTM D5185(m)	0	0	0
Cadmium	ppm	ASTM D5185(m)	0	0	0

ADDITIVES

method	limit/base	current	history1	history2	
Boron	ppm	ASTM D5185(m) 78	62	66	67
Barium	ppm	ASTM D5185(m)	0	0	0
Molybdenum	ppm	ASTM D5185(m) 0	<1	0	<1
Manganese	ppm	ASTM D5185(m)	<1	<1	<1
Magnesium	ppm	ASTM D5185(m) 0	1	<1	1
Calcium	ppm	ASTM D5185(m) 113	124	132	107
Phosphorus	ppm	ASTM D5185(m) 222	230	236	232
Zinc	ppm	ASTM D5185(m)	7	5	4
Sulfur	ppm	ASTM D5185(m) 1326	1428	1448	1240
Lithium	ppm	ASTM D5185(m)	<1	<1	<1

CONTAMINANTS

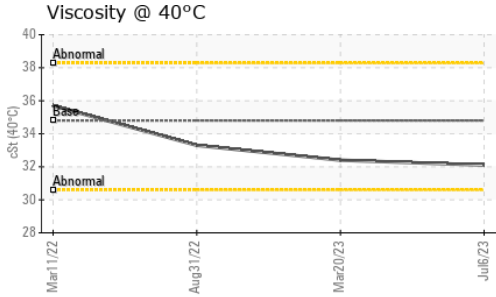
method	limit/base	current	history1	history2	
Silicon	ppm	ASTM D5185(m) >125	4	4	4
Sodium	ppm	ASTM D5185(m)	4	3	5
Potassium	ppm	ASTM D5185(m) >20	1	<1	2

VISUAL

method	limit/base	current	history1	history2	
White Metal	scalar	Visual* NONE	NONE	NONE	NONE
Yellow Metal	scalar	Visual* NONE	NONE	NONE	NONE
Precipitate	scalar	Visual* NONE	NONE	NONE	NONE
Silt	scalar	Visual* NONE	NONE	NONE	NONE
Debris	scalar	Visual* NONE	VLITE	NONE	NONE
Sand/Dirt	scalar	Visual* NONE	NONE	NONE	NONE
Appearance	scalar	Visual* NORML	NORML	NORML	NORML
Odor	scalar	Visual* NORML	NORML	NORML	NORML
Emulsified Water	scalar	Visual* >0.1	NEG	NEG	NEG
Free Water	scalar	Visual*	NEG	NEG	NEG




OIL ANALYSIS REPORT

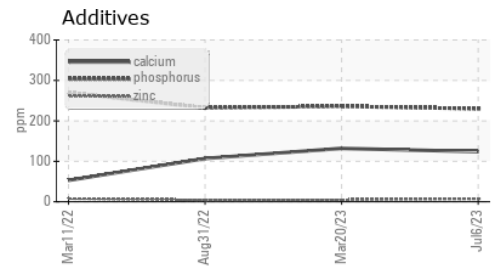
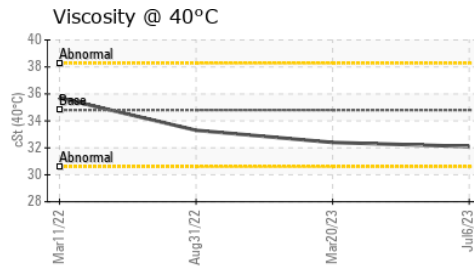
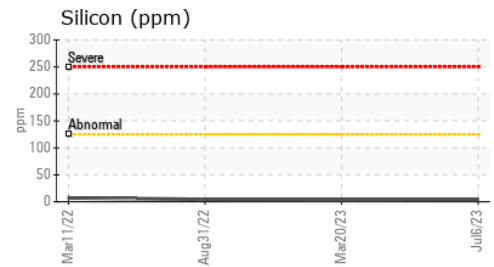
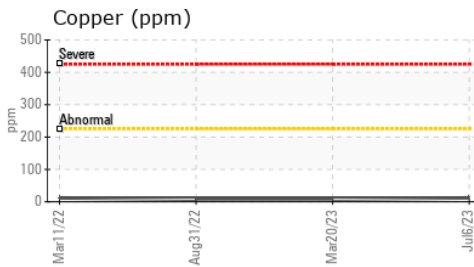
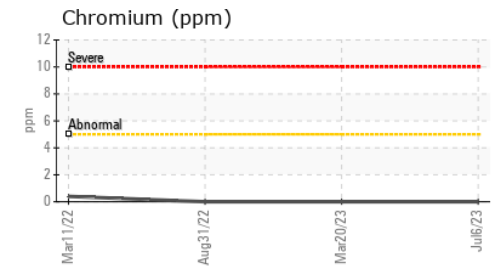
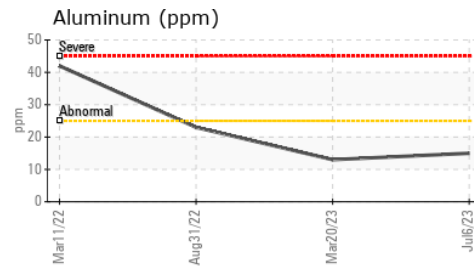
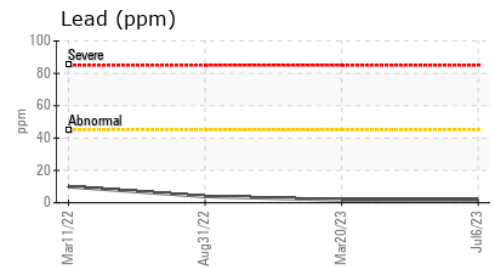
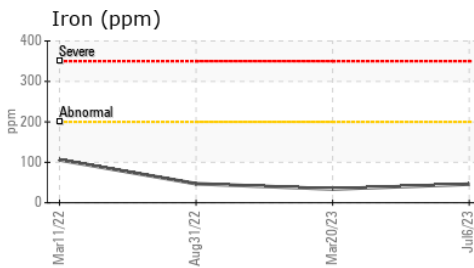


FLUID PROPERTIES		method	limit/base	current	history1	history2
Visc @ 40°C	cSt	ASTM D7279(m)	34.8	32.1	32.4	33.3

SAMPLE IMAGES		method	limit/base	current	history1	history2
---------------	--	--------	------------	---------	----------	----------



GRAPHS



Laboratory : WearCheck - C8-1175 Appleby Line, Burlington, ON L7L 5H9 GFL Environmental - 574 - Vancouver Fleet
Sample No. : GFL0084085 **Received** : 28 Jul 2023
Lab Number : 02573015 **Diagnosed** : 28 Jul 2023
Unique Number : 5618066 **Diagnostician** : Wes Davis
Test Package : MOB 1

To discuss this sample report, contact Customer Service at 1-800-268-2131.
 Test denoted (*) outside scope of accreditation, (m) method modified, (e) tested at external lab.
 Validity of results and interpretation are based on the sample and information as supplied.

70 Golden Drive,
 Coquitlam, BC
 CA V3K 6B5
 Contact: Allison Adams
 aadams@gflenv.com
 T: (604)529-4023
 F: