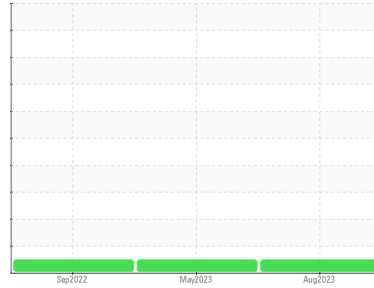




OIL ANALYSIS REPORT

Sample Rating Trend

NORMAL



Area
GFL211/GfI217
 Machine Id
927065
 Component
Main Engine
 Fluid
NOT GIVEN (--- GAL)

DIAGNOSIS

Recommendation

Resample at the next service interval to monitor.

Wear

All component wear rates are normal.

Contamination

There is no indication of any contamination in the oil.

Fluid Condition

The condition of the oil is acceptable for the time in service.

SAMPLE INFORMATION

| | method | limit/base | current | history1 | history2 |
|---------------|-------------|-------------|--------------------|-------------|-------------|
| Sample Number | Client Info | | GFL0091036 | GFL0081994 | GFL0059496 |
| Sample Date | Client Info | | 08 Aug 2023 | 26 May 2023 | 09 Sep 2022 |
| Machine Age | hrs | Client Info | 14050 | 14050 | 14050 |
| Oil Age | hrs | Client Info | 0 | 0 | 0 |
| Oil Changed | Client Info | | Changed | Changed | Changed |
| Sample Status | | | NORMAL | NORMAL | NORMAL |

CONTAMINATION

| | method | limit/base | current | history1 | history2 |
|--------|-----------|------------|----------------|----------|----------|
| Fuel | WC Method | >4.0 | <1.0 | <1.0 | <1.0 |
| Glycol | WC Method | | NEG | NEG | NEG |

WEAR METALS

| | method | limit/base | current | history1 | history2 | |
|-----------|--------|---------------|---------|--------------|----------|----|
| Iron | ppm | ASTM D5185(m) | >75 | 11 | 10 | 15 |
| Chromium | ppm | ASTM D5185(m) | >8 | <1 | 0 | <1 |
| Nickel | ppm | ASTM D5185(m) | >2 | <1 | <1 | <1 |
| Titanium | ppm | ASTM D5185(m) | >3 | 0 | <1 | <1 |
| Silver | ppm | ASTM D5185(m) | >2 | 0 | 0 | 0 |
| Aluminum | ppm | ASTM D5185(m) | >15 | 3 | 4 | 4 |
| Lead | ppm | ASTM D5185(m) | >18 | 3 | <1 | 1 |
| Copper | ppm | ASTM D5185(m) | >80 | 1 | 2 | <1 |
| Tin | ppm | ASTM D5185(m) | >14 | <1 | <1 | <1 |
| Antimony | ppm | ASTM D5185(m) | | 0 | <1 | <1 |
| Vanadium | ppm | ASTM D5185(m) | | 0 | 0 | 0 |
| Beryllium | ppm | ASTM D5185(m) | | 0 | 0 | 0 |
| Cadmium | ppm | ASTM D5185(m) | | 0 | 0 | 0 |

ADDITIVES

| | method | limit/base | current | history1 | history2 | |
|------------|--------|---------------|---------|--------------|----------|------|
| Boron | ppm | ASTM D5185(m) | | 4 | 7 | 8 |
| Barium | ppm | ASTM D5185(m) | | 0 | 0 | 0 |
| Molybdenum | ppm | ASTM D5185(m) | | 60 | 62 | 59 |
| Manganese | ppm | ASTM D5185(m) | | <1 | <1 | <1 |
| Magnesium | ppm | ASTM D5185(m) | | 990 | 963 | 914 |
| Calcium | ppm | ASTM D5185(m) | | 1043 | 1124 | 1167 |
| Phosphorus | ppm | ASTM D5185(m) | | 1055 | 1082 | 1031 |
| Zinc | ppm | ASTM D5185(m) | | 1209 | 1197 | 1178 |
| Sulfur | ppm | ASTM D5185(m) | | 2397 | 2542 | 2469 |
| Lithium | ppm | ASTM D5185(m) | | <1 | <1 | <1 |

CONTAMINANTS

| | method | limit/base | current | history1 | history2 | |
|-----------|--------|---------------|---------|----------|----------|---|
| Silicon | ppm | ASTM D5185(m) | >20 | 3 | 3 | 3 |
| Sodium | ppm | ASTM D5185(m) | >75 | 5 | 3 | 4 |
| Potassium | ppm | ASTM D5185(m) | >20 | 2 | 1 | 3 |

INFRA-RED

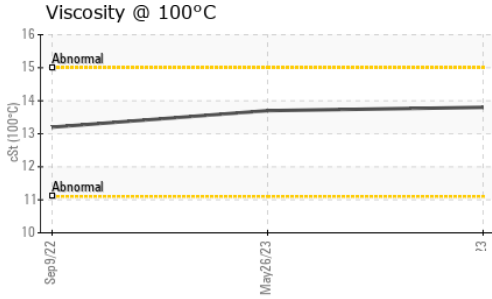
| | method | limit/base | current | history1 | history2 | |
|-----------|----------|-------------|---------|-------------|----------|------|
| Soot % | % | ASTM D7844* | | 0.6 | 0.3 | 0.5 |
| Nitration | Abs/cm | ASTM D7624* | >20 | 9.1 | 8.3 | 7.5 |
| Sulfation | Abs/.1mm | ASTM D7415* | >30 | 22.3 | 20.1 | 17.0 |

FLUID DEGRADATION

| | method | limit/base | current | history1 | history2 | |
|-----------|----------|-------------|---------|-------------|----------|------|
| Oxidation | Abs/.1mm | ASTM D7414* | >25 | 17.4 | 16.1 | 13.5 |



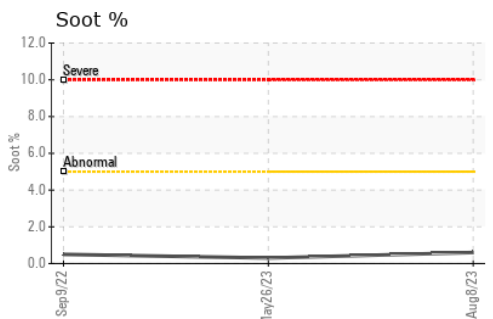
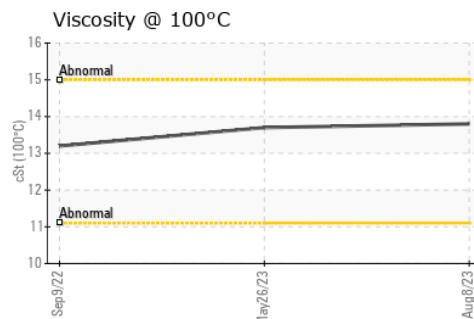
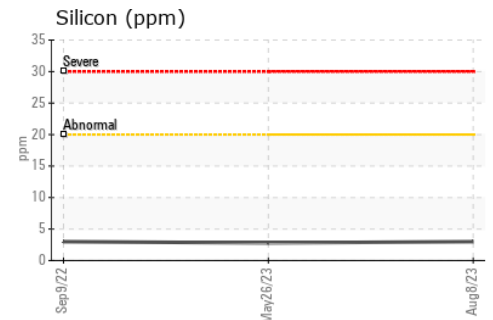
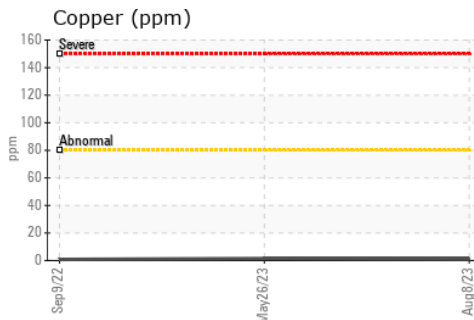
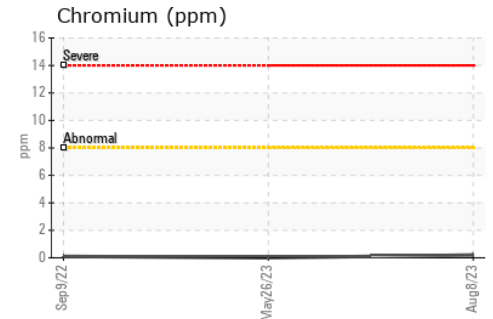
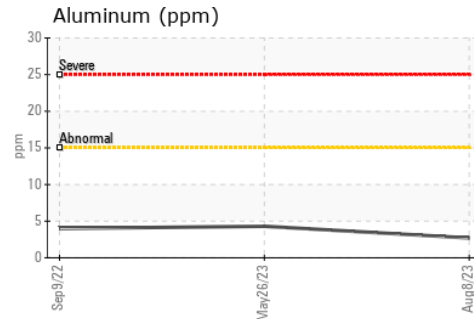
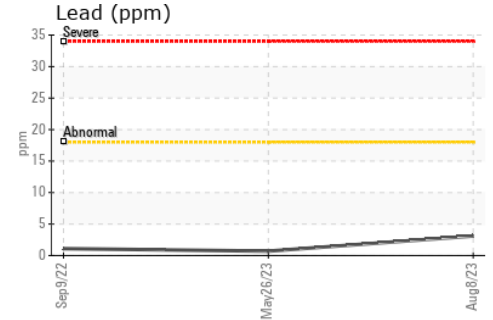
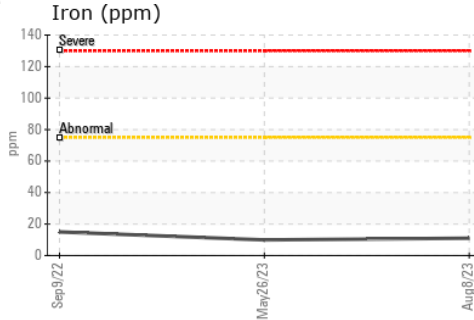
OIL ANALYSIS REPORT



| VISUAL | method | limit/base | current | history1 | history2 |
|------------------|--------|------------|---------|----------|----------|
| Emulsified Water | scalar | Visual* | >0.1 | NEG | NEG |
| Free Water | scalar | Visual* | | NEG | NEG |

| FLUID PROPERTIES | method | limit/base | current | history1 | history2 |
|------------------|--------|---------------|---------|----------|----------|
| Visc @ 100°C | cSt | ASTM D7279(m) | 13.8 | 13.7 | 13.2 |

GRAPHS



Laboratory : WearCheck - C8-1175 Appleby Line, Burlington, ON L7L 5H9
Sample No. : GFL0091036 **Received** : 16 Aug 2023
Lab Number : 02576142 **Diagnosed** : 16 Aug 2023
Unique Number : 5629202 **Diagnostician** : Wes Davis
Test Package : MOB 1

GFL Environmental - 217 - Aurora
 14131 BAYVIEW AVE, AURORA YARD
 AURORA, ON
 CA L4G 0K6
 Contact: Mike Havens
 MHavens@gflenv.com
 T:
 F: (905)713-2445

To discuss this sample report, contact Customer Service at 1-800-268-2131.
 Test denoted (*) outside scope of accreditation, (m) method modified, (e) tested at external lab.
 Validity of results and interpretation are based on the sample and information as supplied.