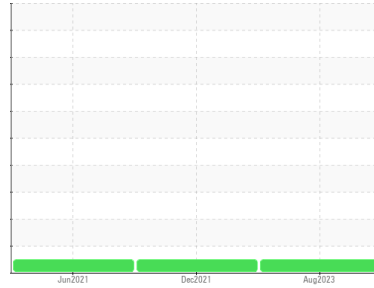




OIL ANALYSIS REPORT

Sample Rating Trend

NORMAL



Machine Id
501078

Component
Diesel Engine

Fluid
PETRO CANADA DURON SHP 15W40 (--- GAL)

DIAGNOSIS

Recommendation

Resample at the next service interval to monitor.

Wear

All component wear rates are normal.

Contamination

There is no indication of any contamination in the oil.

Fluid Condition

The condition of the oil is acceptable for the time in service.

SAMPLE INFORMATION

	method	limit/base	current	history1	history2
Sample Number	Client Info		GFL0076998	GFL0035383	GFL0024402
Sample Date	Client Info		17 Aug 2023	01 Dec 2021	14 Jun 2021
Machine Age	kms	Client Info	453078	26707	446515
Oil Age	kms	Client Info	0	0	0
Oil Changed	Client Info		N/A	Changed	Changed
Sample Status			NORMAL	NORMAL	NORMAL

CONTAMINATION

	method	limit/base	current	history1	history2
Fuel	WC Method	>5	<1.0	<1.0	<1.0

WEAR METALS

	method	limit/base	current	history1	history2
Iron	ppm	ASTM D5185(m) >100	13	14	25
Chromium	ppm	ASTM D5185(m) >20	<1	<1	1
Nickel	ppm	ASTM D5185(m) >4	0	<1	<1
Titanium	ppm	ASTM D5185(m)	0	0	0
Silver	ppm	ASTM D5185(m) >3	<1	<1	0
Aluminum	ppm	ASTM D5185(m) >20	1	1	1
Lead	ppm	ASTM D5185(m) >40	1	<1	1
Copper	ppm	ASTM D5185(m) >330	<1	<1	1
Tin	ppm	ASTM D5185(m) >15	0	<1	<1
Antimony	ppm	ASTM D5185(m)	0	0	0
Vanadium	ppm	ASTM D5185(m)	0	0	0
Beryllium	ppm	ASTM D5185(m)	0	0	0
Cadmium	ppm	ASTM D5185(m)	0	0	0

ADDITIVES

	method	limit/base	current	history1	history2
Boron	ppm	ASTM D5185(m) 0	3	5	3
Barium	ppm	ASTM D5185(m) 0	0	0	0
Molybdenum	ppm	ASTM D5185(m) 60	59	57	61
Manganese	ppm	ASTM D5185(m) 0	<1	<1	<1
Magnesium	ppm	ASTM D5185(m) 1010	957	970	1024
Calcium	ppm	ASTM D5185(m) 1070	1033	1009	1052
Phosphorus	ppm	ASTM D5185(m) 1150	1030	1002	1076
Zinc	ppm	ASTM D5185(m) 1270	1158	1176	1256
Sulfur	ppm	ASTM D5185(m) 2060	2524	2547	2675
Lithium	ppm	ASTM D5185(m)	<1	<1	<1

CONTAMINANTS

	method	limit/base	current	history1	history2
Silicon	ppm	ASTM D5185(m) >25	9	4	5
Sodium	ppm	ASTM D5185(m)	7	4	6
Potassium	ppm	ASTM D5185(m) >20	7	2	2
Glycol	%	ASTM D7922*	0.0	NEG	NEG

INFRA-RED

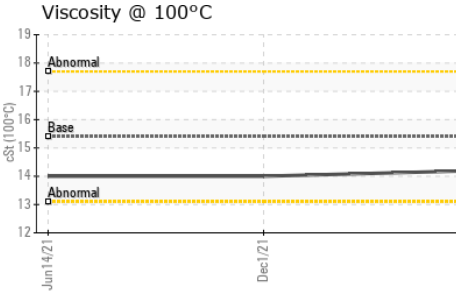
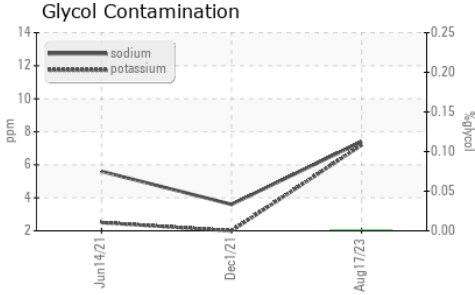
	method	limit/base	current	history1	history2
Soot %	%	ASTM D7844* >3	0.8	0.6	1.5
Nitration	Abs/cm	ASTM D7624* >20	7.3	6.7	9.0
Sulfation	Abs/.1mm	ASTM D7415* >30	21.1	20.5	21.1

FLUID DEGRADATION

	method	limit/base	current	history1	history2
Oxidation	Abs/.1mm	ASTM D7414* >25	14.4	13.9	15.6



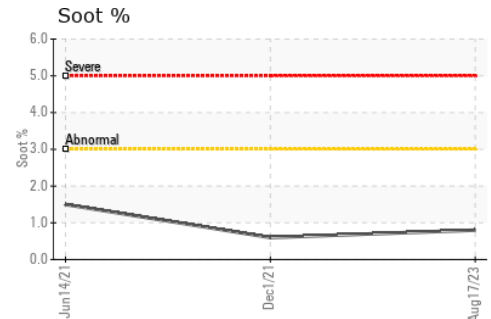
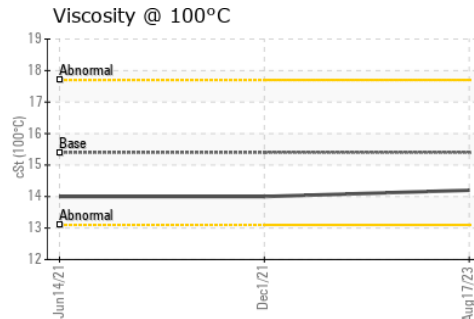
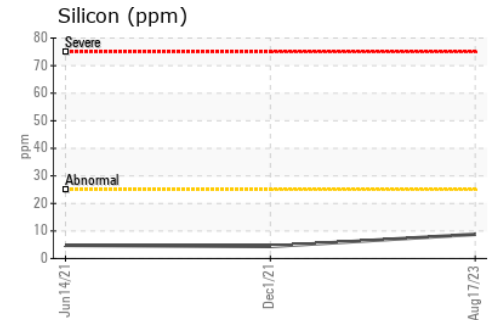
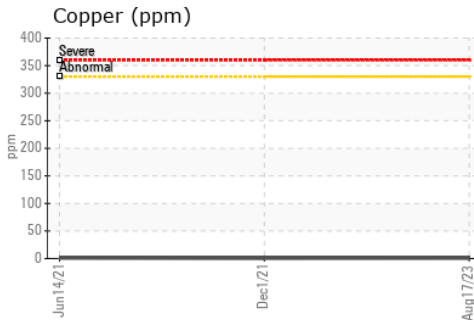
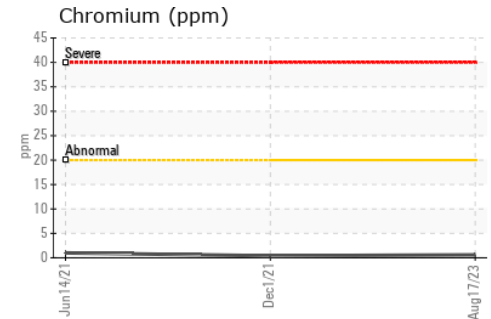
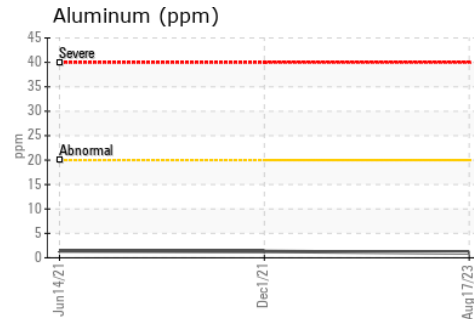
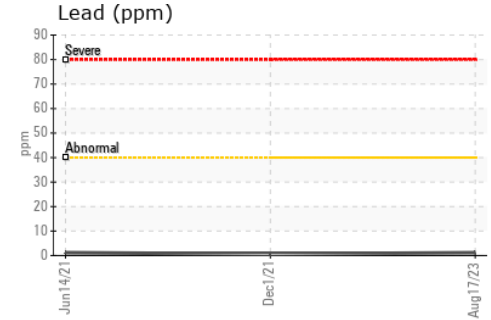
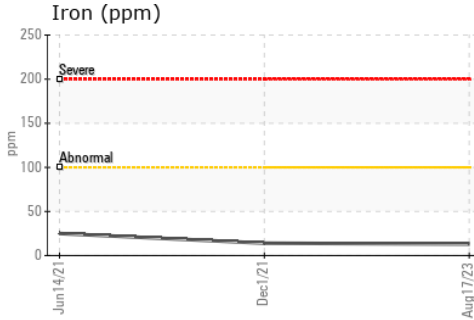
OIL ANALYSIS REPORT



VISUAL	method	limit/base	current	history1	history2
Emulsified Water	scalar	Visual*	>0.2	NEG	NEG
Free Water	scalar	Visual*		NEG	NEG

FLUID PROPERTIES	method	limit/base	current	history1	history2
Visc @ 100°C	cSt	ASTM D7279(m)	15.4	14.0	14.0

GRAPHS



Laboratory : WearCheck - C8-1175 Appleby Line, Burlington, ON L7L 5H9 GFL Environmental - 575 - Squamish Hauling
Sample No. : GFL0076998 **Received** : 28 Aug 2023 38950 Queens Way,
Lab Number : 02578693 **Diagnosed** : 28 Aug 2023 Squamish, BC
Unique Number : 5631753 **Diagnostician** : Wes Davis CA V8B 0K8
Test Package : MOB 1 (Additional Tests: Glycol)

To discuss this sample report, contact Customer Service at 1-800-268-2131.
 Test denoted (*) outside scope of accreditation, (m) method modified, (e) tested at external lab.
 Validity of results and interpretation are based on the sample and information as supplied.

Contact: Dean Imbeau
 dimbeau@gflenv.com
 T: (604)892-5604
 F: (604)892-5238