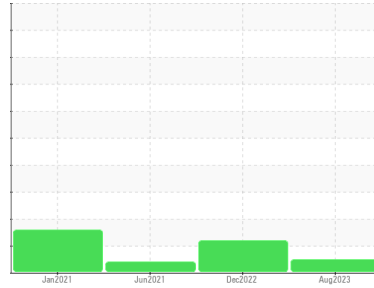


OIL ANALYSIS REPORT

Sample Rating Trend



NORMAL



Machine Id
CR253
Component
Hydraulic System
Fluid
AW HYDRAULIC OIL ISO 46 (--- GAL)

DIAGNOSIS

Recommendation

Resample at the next service interval to monitor.

Wear

All component wear rates are normal.

Contamination

There is no indication of any contamination in the oil.

Fluid Condition

The condition of the oil is acceptable for the time in service.

SAMPLE INFORMATION		method	limit/base	current	history1	history2
Sample Number	Client Info			PC0078038	PC0061570	PC0044494
Sample Date	Client Info			14 Aug 2023	07 Dec 2022	11 Jun 2021
Machine Age	hrs	Client Info		7650	6520	4329
Oil Age	hrs	Client Info		0	0	0
Oil Changed	Client Info			Not Changed	Not Changd	N/A
Sample Status				NORMAL	ABNORMAL	ATTENTION

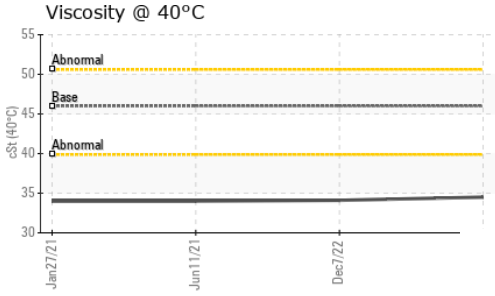
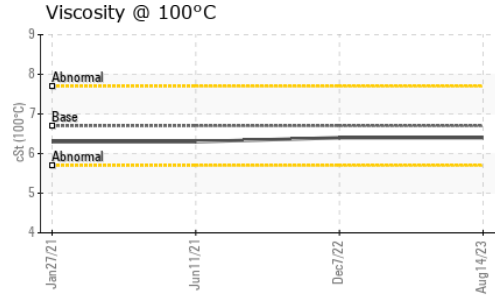
WEAR METALS		method	limit/base	current	history1	history2
Iron	ppm	ASTM D5185(m)	>20	4	4	4
Chromium	ppm	ASTM D5185(m)	>10	<1	<1	<1
Nickel	ppm	ASTM D5185(m)	>10	<1	0	0
Titanium	ppm	ASTM D5185(m)		0	0	0
Silver	ppm	ASTM D5185(m)		<1	0	<1
Aluminum	ppm	ASTM D5185(m)	>10	<1	<1	<1
Lead	ppm	ASTM D5185(m)	>10	<1	<1	<1
Copper	ppm	ASTM D5185(m)	>75	4	4	3
Tin	ppm	ASTM D5185(m)	>10	0	0	<1
Antimony	ppm	ASTM D5185(m)		0	<1	0
Vanadium	ppm	ASTM D5185(m)		0	0	0
Beryllium	ppm	ASTM D5185(m)		0	0	0
Cadmium	ppm	ASTM D5185(m)		0	0	0

ADDITIVES		method	limit/base	current	history1	history2
Boron	ppm	ASTM D5185(m)	5	<1	0	<1
Barium	ppm	ASTM D5185(m)	5	0	0	<1
Molybdenum	ppm	ASTM D5185(m)	5	0	0	0
Manganese	ppm	ASTM D5185(m)		0	0	<1
Magnesium	ppm	ASTM D5185(m)	25	<1	<1	<1
Calcium	ppm	ASTM D5185(m)	200	51	52	53
Phosphorus	ppm	ASTM D5185(m)	300	401	415	383
Zinc	ppm	ASTM D5185(m)	370	326	311	328
Sulfur	ppm	ASTM D5185(m)	2500	1049	1068	1074
Lithium	ppm	ASTM D5185(m)		<1	<1	<1

CONTAMINANTS		method	limit/base	current	history1	history2
Silicon	ppm	ASTM D5185(m)	>20	2	2	2
Sodium	ppm	ASTM D5185(m)		<1	<1	<1
Potassium	ppm	ASTM D5185(m)	>20	<1	<1	<1

VISUAL		method	limit/base	current	history1	history2
White Metal	scalar	Visual*	NONE	NONE	NONE	NONE
Yellow Metal	scalar	Visual*	NONE	NONE	NONE	NONE
Precipitate	scalar	Visual*	NONE	NONE	NONE	NONE
Silt	scalar	Visual*	NONE	NONE	NONE	NONE
Debris	scalar	Visual*	NONE	NONE	NONE	NONE
Sand/Dirt	scalar	Visual*	NONE	NONE	NONE	NONE
Appearance	scalar	Visual*	NORML	NORML	NORML	NORML
Odor	scalar	Visual*	NORML	NORML	NORML	NORML
Emulsified Water	scalar	Visual*	>0.1	NEG	NEG	NEG
Free Water	scalar	Visual*		NEG	NEG	NEG

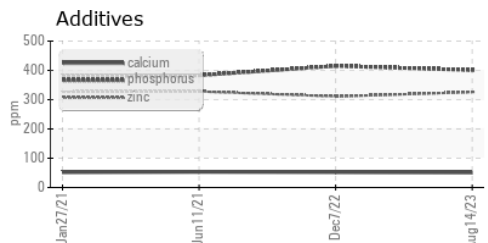
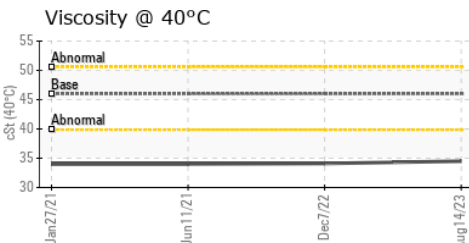
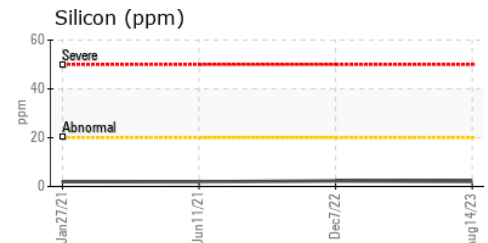
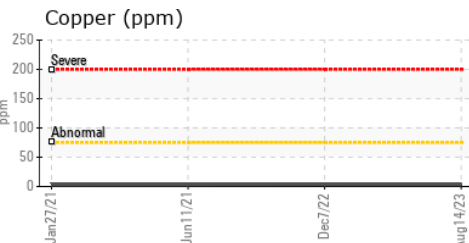
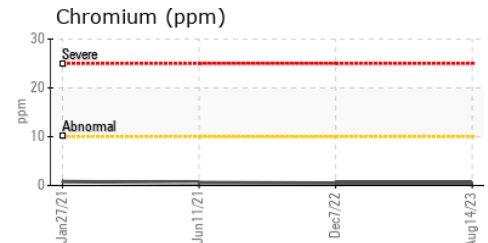
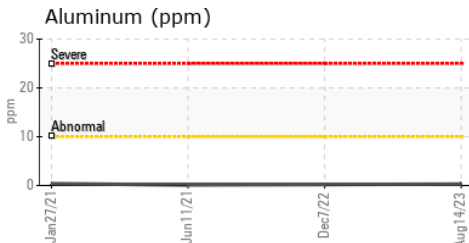
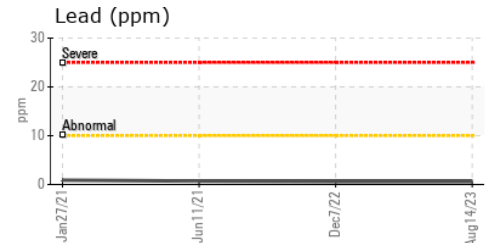
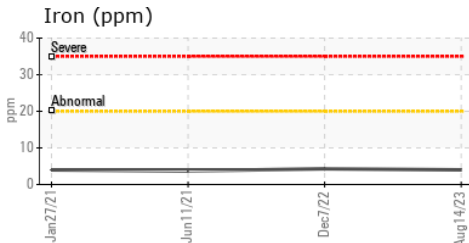
OIL ANALYSIS REPORT



FLUID PROPERTIES		method	limit/base	current	history1	history2
Visc @ 40°C	cSt	ASTM D7279(m)	46	34.5	34.1	34.0
Visc @ 100°C	cSt	ASTM D7279(m)	6.7	6.4	6.4	6.3
Viscosity Index (VI)	Scale	ASTM D2270*	97	139	141	137

SAMPLE IMAGES		method	limit/base	current	history1	history2
Color						
Bottom						

GRAPHS



Laboratory : WearCheck - C8-1175 Appleby Line, Burlington, ON L7L 5H9 Green Infrastructure and Partners Inc (GIPI) - 286 - Shoring & Foundations
Sample No. : PC0078038 **Received** : 28 Aug 2023
Lab Number : 02578818 **Diagnosed** : 28 Aug 2023
Unique Number : 5631878 **Diagnostician** : Wes Davis
Test Package : MOB 1 (Additional Tests: KV100, VI)

To discuss this sample report, contact Customer Service at 1-800-268-2131.
 Test denoted (*) outside scope of accreditation, (m) method modified, (e) tested at external lab.
 Validity of results and interpretation are based on the sample and information as supplied.

151 Ram Forest Rd,
 Stouffville, ON
 CA L4A 2G8
 Contact: Bill Acton
 bacton@gipi.com
 T:
 F: