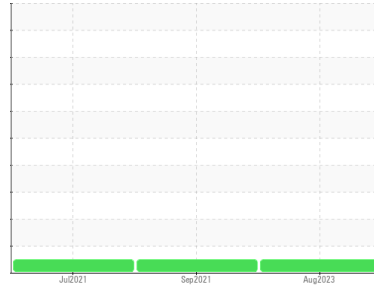


OIL ANALYSIS REPORT

Sample Rating Trend

NORMAL



Machine Id
DR168
Component
Right Final Drive
Fluid

PETRO CANADA ENDURATEX EP 220 (--- GAL)

DIAGNOSIS

Recommendation

Resample at the next service interval to monitor.

Wear

All component wear rates are normal.

Contamination

There is no indication of any contamination in the oil.

Fluid Condition

The condition of the oil is acceptable for the time in service.

SAMPLE INFORMATION		method	limit/base	current	history1	history2
Sample Number	Client Info			PC0078248	PC0044479	PC0043699
Sample Date	Client Info			05 Aug 2023	08 Sep 2021	13 Jul 2021
Machine Age	hrs	Client Info		14220	13190	12987
Oil Age	hrs	Client Info		1000	0	1000
Oil Changed	Client Info			Changed	Changed	Changed
Sample Status				NORMAL	NORMAL	NORMAL

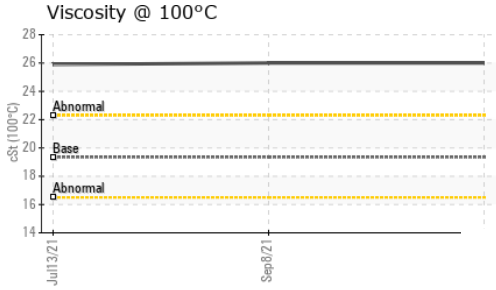
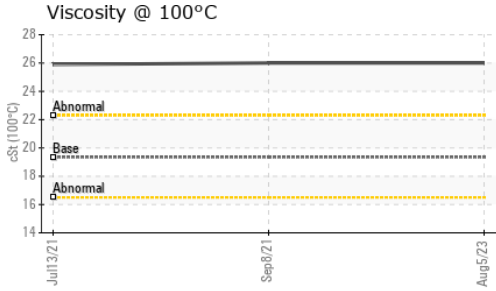
WEAR METALS		method	limit/base	current	history1	history2
Iron	ppm	ASTM D5185(m)	>500	25	14	30
Chromium	ppm	ASTM D5185(m)	>10	<1	<1	<1
Nickel	ppm	ASTM D5185(m)	>10	<1	<1	0
Titanium	ppm	ASTM D5185(m)		<1	0	0
Silver	ppm	ASTM D5185(m)		0	0	<1
Aluminum	ppm	ASTM D5185(m)	>25	2	<1	2
Lead	ppm	ASTM D5185(m)	>25	0	0	<1
Copper	ppm	ASTM D5185(m)	>50	2	<1	2
Tin	ppm	ASTM D5185(m)	>10	<1	<1	<1
Antimony	ppm	ASTM D5185(m)	>5	0	0	<1
Vanadium	ppm	ASTM D5185(m)		0	0	0
Beryllium	ppm	ASTM D5185(m)		0	0	0
Cadmium	ppm	ASTM D5185(m)		0	0	0

ADDITIVES		method	limit/base	current	history1	history2
Boron	ppm	ASTM D5185(m)	60	28	33	28
Barium	ppm	ASTM D5185(m)	0	0	0	0
Molybdenum	ppm	ASTM D5185(m)	0	0	<1	<1
Manganese	ppm	ASTM D5185(m)	0	<1	<1	<1
Magnesium	ppm	ASTM D5185(m)	0	6	4	11
Calcium	ppm	ASTM D5185(m)	0	24	11	19
Phosphorus	ppm	ASTM D5185(m)	270	453	453	469
Zinc	ppm	ASTM D5185(m)	0	17	12	15
Sulfur	ppm	ASTM D5185(m)	11200	4875	4971	5071
Lithium	ppm	ASTM D5185(m)		<1	<1	<1

CONTAMINANTS		method	limit/base	current	history1	history2
Silicon	ppm	ASTM D5185(m)	>75	9	3	8
Sodium	ppm	ASTM D5185(m)		1	<1	<1
Potassium	ppm	ASTM D5185(m)	>20	2	<1	1


VISUAL		method	limit/base	current	history1	history2
White Metal	scalar	Visual*	NONE	NONE	NONE	NONE
Yellow Metal	scalar	Visual*	NONE	NONE	NONE	NONE
Precipitate	scalar	Visual*	NONE	NONE	NONE	NONE
Silt	scalar	Visual*	NONE	NONE	NONE	NONE
Debris	scalar	Visual*	NONE	NONE	NONE	NONE
Sand/Dirt	scalar	Visual*	NONE	NONE	NONE	NONE
Appearance	scalar	Visual*	NORML	NORML	NORML	NORML
Odor	scalar	Visual*	NORML	NORML	NORML	NORML
Emulsified Water	scalar	Visual*	>0.2	NEG	NEG	NEG
Free Water	scalar	Visual*		NEG	NEG	NEG

OIL ANALYSIS REPORT

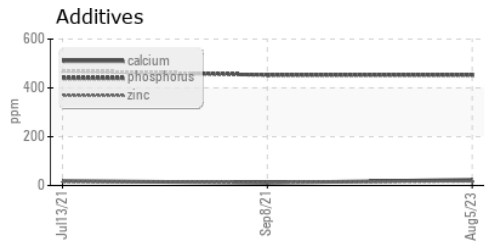
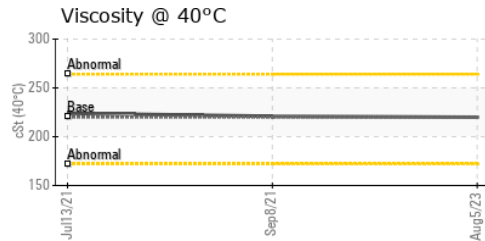
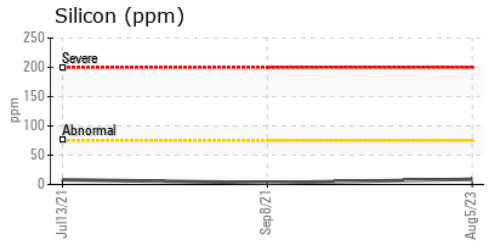
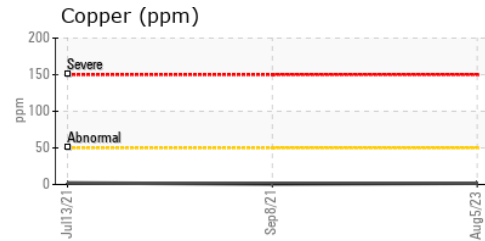
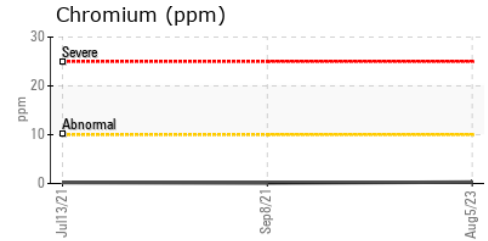
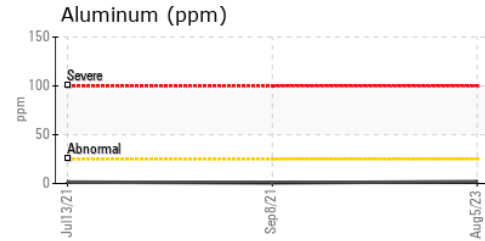
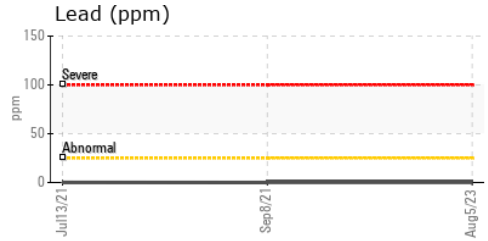
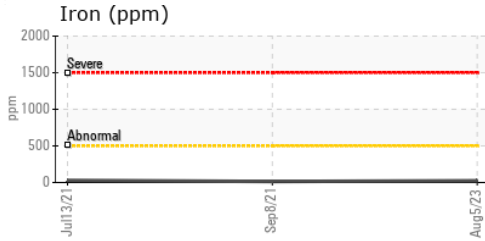


FLUID PROPERTIES		method	limit/base	current	history1	history2
Visc @ 40°C	cSt	ASTM D7279(m)	220	220	221	224
Visc @ 100°C	cSt	ASTM D7279(m)	19.35	26.0	26.0	25.9
Viscosity Index (VI)	Scale	ASTM D2270*	99	150	149	147

SAMPLE IMAGES		method	limit/base	current	history1	history2
---------------	--	--------	------------	---------	----------	----------



GRAPHS



Laboratory : WearCheck - C8-1175 Appleby Line, Burlington, ON L7L 5H9 Green Infrastructure and Partners Inc (GPI) - 266 - Shoring & Foundations
Sample No. : PC0078248 **Received** : 28 Aug 2023 151 Ram Forest Rd,
Lab Number : 02578895 **Diagnosed** : 29 Aug 2023 Stouffville, ON
Unique Number : 5631955 **Diagnostician** : Kevin Marson CA L4A 2G8
Test Package : MOB 1 (Additional Tests: KV100, VI) Contact: Shannon Abbott

To discuss this sample report, contact Customer Service at 1-800-268-2131.
 Test denoted (*) outside scope of accreditation, (m) method modified, (e) tested at external lab.
 Validity of results and interpretation are based on the sample and information as supplied.

sabbott@gipi.com
 T: (905)750-5900
 F: