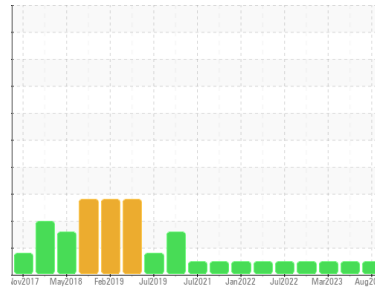




OIL ANALYSIS REPORT

Sample Rating Trend



NORMAL



Machine Id

9975

Component

Diesel Engine

Fluid

PETRO CANADA DURON SHP 10W30 (--- GAL)

DIAGNOSIS

Recommendation

Resample at the next service interval to monitor.

Wear

All component wear rates are normal.

Contamination

There is no indication of any contamination in the oil.

Fluid Condition

The condition of the oil is acceptable for the time in service.

SAMPLE INFORMATION

	method	limit/base	current	history1	history2
Sample Number	Client Info		GFL0090611	GFL0085925	GFL0072820
Sample Date	Client Info		15 Aug 2023	05 Jul 2023	03 Mar 2023
Machine Age	kms	Client Info	525817	523795	22688
Oil Age	kms	Client Info	0	0	0
Oil Changed	Client Info		N/A	Changed	Changed
Sample Status			NORMAL	NORMAL	NORMAL

CONTAMINATION

	method	limit/base	current	history1	history2
Fuel	WC Method	>5	<1.0	<1.0	<1.0
Glycol	WC Method		NEG	NEG	NEG

WEAR METALS

	method	limit/base	current	history1	history2	
Iron	ppm	ASTM D5185(m)	>110	5	21	13
Chromium	ppm	ASTM D5185(m)	>4	<1	1	<1
Nickel	ppm	ASTM D5185(m)	>2	0	0	<1
Titanium	ppm	ASTM D5185(m)		0	0	<1
Silver	ppm	ASTM D5185(m)	>2	0	<1	0
Aluminum	ppm	ASTM D5185(m)	>25	2	3	2
Lead	ppm	ASTM D5185(m)	>45	1	<1	0
Copper	ppm	ASTM D5185(m)	>85	<1	2	<1
Tin	ppm	ASTM D5185(m)	>4	0	0	<1
Antimony	ppm	ASTM D5185(m)		0	0	0
Vanadium	ppm	ASTM D5185(m)		0	0	0
Beryllium	ppm	ASTM D5185(m)		0	0	0
Cadmium	ppm	ASTM D5185(m)		0	0	0

ADDITIVES

	method	limit/base	current	history1	history2	
Boron	ppm	ASTM D5185(m)	2	18	1	2
Barium	ppm	ASTM D5185(m)	0	0	0	0
Molybdenum	ppm	ASTM D5185(m)	50	60	61	61
Manganese	ppm	ASTM D5185(m)	0	<1	<1	<1
Magnesium	ppm	ASTM D5185(m)	950	919	1023	997
Calcium	ppm	ASTM D5185(m)	1050	1046	1069	1141
Phosphorus	ppm	ASTM D5185(m)	995	1027	1088	1098
Zinc	ppm	ASTM D5185(m)	1180	1121	1243	1219
Sulfur	ppm	ASTM D5185(m)	2600	2639	2511	2678
Lithium	ppm	ASTM D5185(m)		<1	<1	<1

CONTAMINANTS

	method	limit/base	current	history1	history2	
Silicon	ppm	ASTM D5185(m)	>30	4	9	6
Sodium	ppm	ASTM D5185(m)		3	6	4
Potassium	ppm	ASTM D5185(m)	>20	<1	2	<1

INFRA-RED

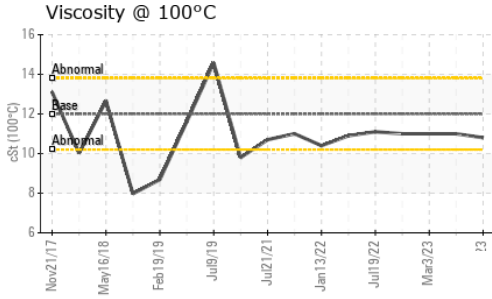
	method	limit/base	current	history1	history2	
Soot %	%	ASTM D7844*	>3	0.1	0.6	0.3
Nitration	Abs/cm	ASTM D7624*	>20	5.8	9.0	7.7
Sulfation	Abs/.1mm	ASTM D7415*	>30	19.3	21.2	21.6

FLUID DEGRADATION

	method	limit/base	current	history1	history2	
Oxidation	Abs/.1mm	ASTM D7414*	>25	13.6	17.2	15.2



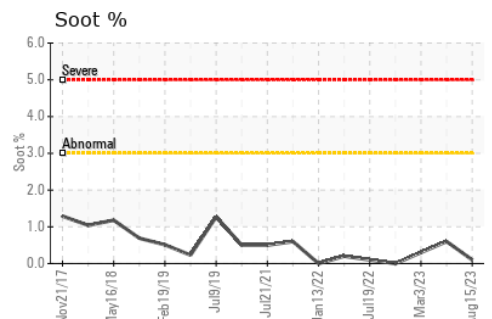
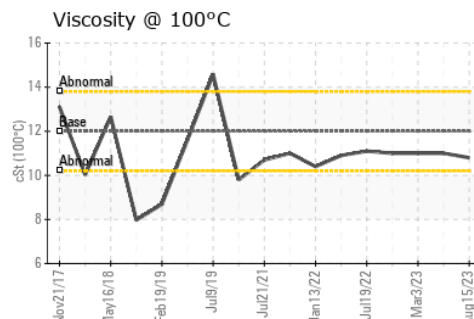
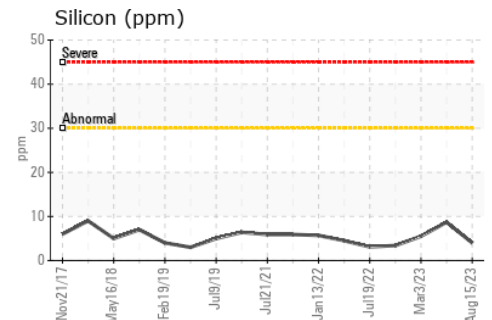
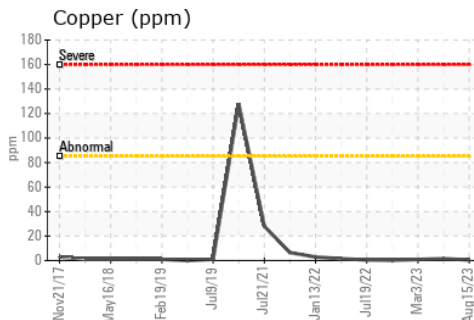
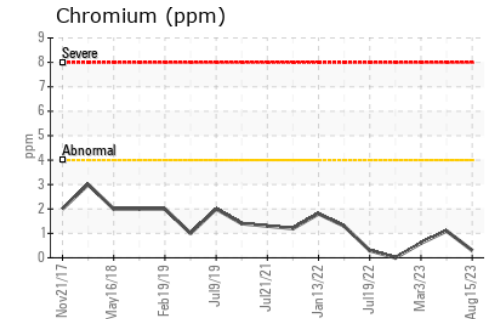
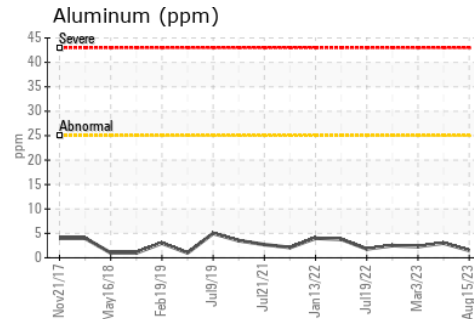
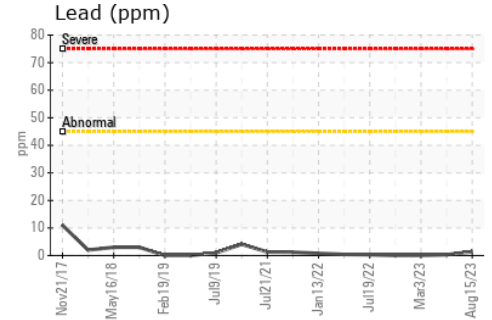
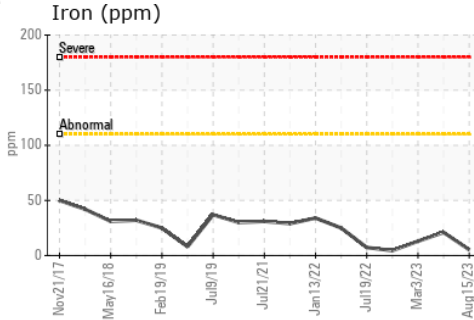
OIL ANALYSIS REPORT



VISUAL	method	limit/base	current	history1	history2
Emulsified Water	scalar	Visual*	>0.2	NEG	NEG
Free Water	scalar	Visual*		NEG	NEG

FLUID PROPERTIES	method	limit/base	current	history1	history2
Visc @ 100°C	cSt	ASTM D7279(m)	12.00	10.8	11.0

GRAPHS



Laboratory : WearCheck - C8-1175 Appleby Line, Burlington, ON L7L 5H9 GFL Environmental - 554 - Edmonton SW
Sample No. : GFL0090611 **Received** : 31 Aug 2023
Lab Number : 02579568 **Diagnosed** : 31 Aug 2023
Unique Number : 5632628 **Diagnostician** : Wes Davis
Test Package : MOB 1

To discuss this sample report, contact Customer Service at 1-800-268-2131.
 Test denoted (*) outside scope of accreditation, (m) method modified, (e) tested at external lab.
 Validity of results and interpretation are based on the sample and information as supplied.

Contact: Antonio De Rosa
 aderosa@gflenv.com
 T: (780)509-2640
 F: (780)444-8851