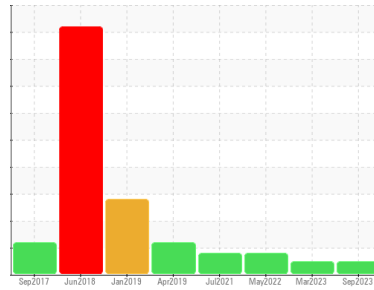




OIL ANALYSIS REPORT

Sample Rating Trend



NORMAL



Machine Id
8404
 Component
Natural Gas Engine
 Fluid
PETRO CANADA DURON GEO LD 15W40 (--- GAL)

DIAGNOSIS

Recommendation

Resample at the next service interval to monitor.

Wear

All component wear rates are normal.

Contamination

There is no indication of any contamination in the oil.

Fluid Condition

Viscosity of sample indicates oil is within SAE 50 range, advise investigate. The condition of the oil is acceptable for the time in service.

SAMPLE INFORMATION

	method	limit/base	current	history1	history2
Sample Number	Client Info		GFL0090603	GFL0072848	GFL0053103
Sample Date	Client Info		04 Sep 2023	18 Mar 2023	16 May 2022
Machine Age	hrs	Client Info	14381	13361	0
Oil Age	hrs	Client Info	0	0	0
Oil Changed	Client Info		N/A	N/A	Changed
Sample Status			NORMAL	NORMAL	ABNORMAL

WEAR METALS

	method	limit/base	current	history1	history2
Iron	ppm	ASTM D5185(m) >50	18	22	▲ 56
Chromium	ppm	ASTM D5185(m) >5	3	3	<1
Nickel	ppm	ASTM D5185(m) >4	<1	<1	<1
Titanium	ppm	ASTM D5185(m) >5	0	<1	0
Silver	ppm	ASTM D5185(m) >3	0	0	0
Aluminum	ppm	ASTM D5185(m) >25	2	2	3
Lead	ppm	ASTM D5185(m) >40	<1	<1	1
Copper	ppm	ASTM D5185(m) >150	<1	1	2
Tin	ppm	ASTM D5185(m) >4	<1	<1	1
Antimony	ppm	ASTM D5185(m)	0	<1	<1
Vanadium	ppm	ASTM D5185(m)	0	0	0
Beryllium	ppm	ASTM D5185(m)	0	0	0
Cadmium	ppm	ASTM D5185(m)	0	0	0

ADDITIVES

	method	limit/base	current	history1	history2
Boron	ppm	ASTM D5185(m) 50	14	14	4
Barium	ppm	ASTM D5185(m) 5	0	0	0
Molybdenum	ppm	ASTM D5185(m) 50	63	59	64
Manganese	ppm	ASTM D5185(m) 0	<1	<1	<1
Magnesium	ppm	ASTM D5185(m) 560	685	614	1071
Calcium	ppm	ASTM D5185(m) 1510	1903	1877	1175
Phosphorus	ppm	ASTM D5185(m) 780	889	815	1157
Zinc	ppm	ASTM D5185(m) 870	1082	989	1320
Sulfur	ppm	ASTM D5185(m) 2040	2139	2090	2631
Lithium	ppm	ASTM D5185(m)	<1	<1	0

CONTAMINANTS

	method	limit/base	current	history1	history2
Silicon	ppm	ASTM D5185(m) >25	5	5	11
Sodium	ppm	ASTM D5185(m)	10	9	2
Potassium	ppm	ASTM D5185(m) >20	<1	8	<1

INFRA-RED

	method	limit/base	current	history1	history2
Soot %	%	ASTM D7844*	0	0	0
Nitration	Abs/cm	ASTM D7624*	>20	12.6	11.8
Sulfation	Abs/.1mm	ASTM D7415*	>30	23.9	23.0

FLUID DEGRADATION

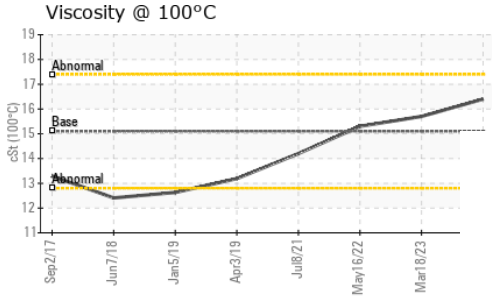
	method	limit/base	current	history1	history2
Oxidation	Abs/.1mm	ASTM D7414*	>25	20.6	19.1

VISUAL

	method	limit/base	current	history1	history2
Emulsified Water	scalar	Visual*	>0.1	NEG	NEG
Free Water	scalar	Visual*	NEG	NEG	NEG

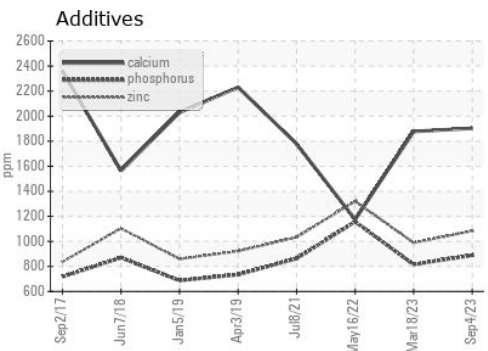
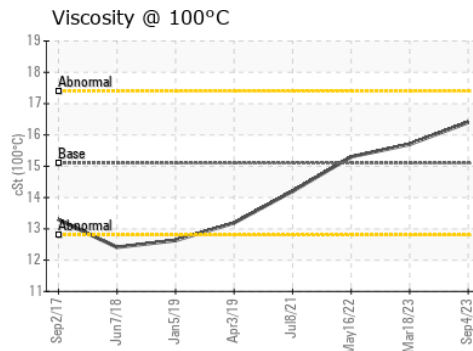
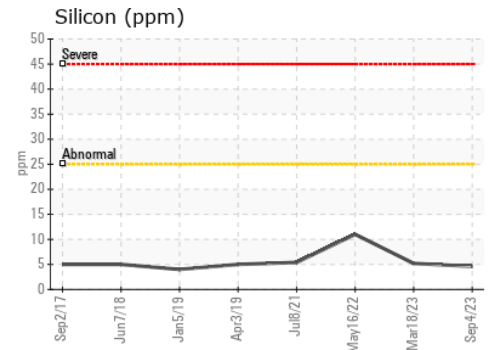
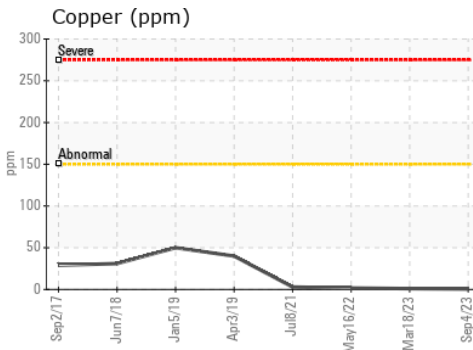
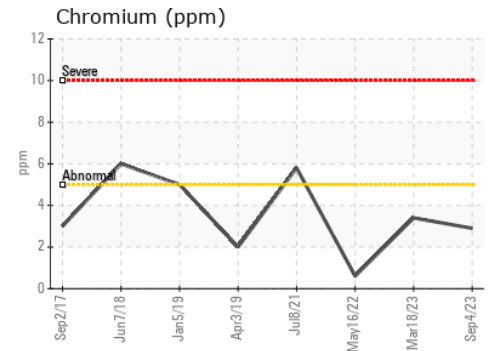
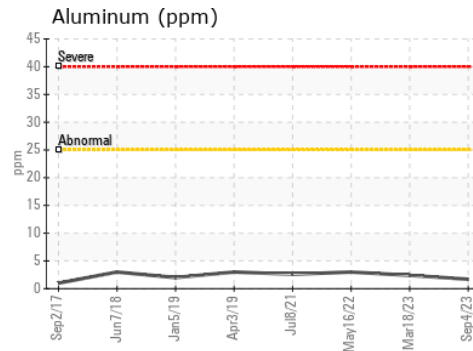
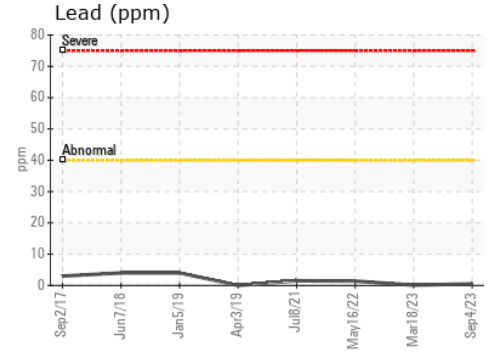
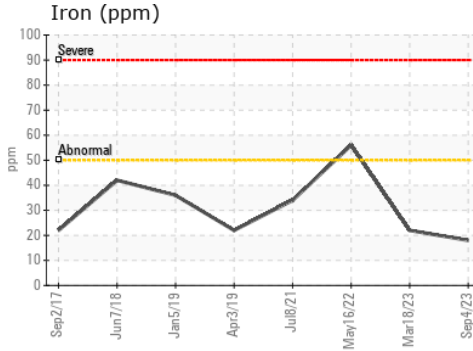


OIL ANALYSIS REPORT



FLUID PROPERTIES	method	limit/base	current	history1	history2
Visc @ 100°C	cSt	ASTM D7279(m)	16.4	15.7	15.3

GRAPHS



Laboratory : WearCheck - C8-1175 Appleby Line, Burlington, ON L7L 5H9 GFL Environmental - 554 - Edmonton SW
Sample No. : GFL0090603 **Received** : 05 Sep 2023
Lab Number : 02580278 **Diagnosed** : 05 Sep 2023
Unique Number : 5633338 **Diagnostician** : Kevin Marson
Test Package : MOB 1

To discuss this sample report, contact Customer Service at 1-800-268-2131.
 Test denoted (*) outside scope of accreditation, (m) method modified, (e) tested at external lab.
 Validity of results and interpretation are based on the sample and information as supplied.

Contact: Antonio De Rosa
 atheros@gflenv.com
 T: (780)509-2640
 F: (780)444-8851