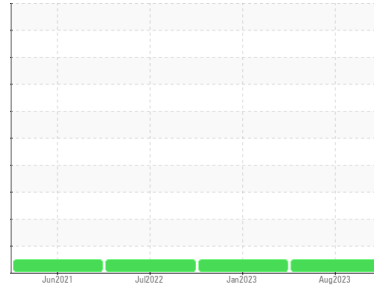




OIL ANALYSIS REPORT

Sample Rating Trend

NORMAL



Machine Id
939000
 Component
Transmission (Auto)
 Fluid
ALLISON TES 295 (--- GAL)

DIAGNOSIS

Recommendation

Resample at the next service interval to monitor.

Wear

All component wear rates are normal.

Contamination

There is no indication of any contamination in the fluid.

Fluid Condition

The condition of the fluid is acceptable for the time in service.

SAMPLE INFORMATION

method	limit/base	current	history1	history2	
Sample Number	Client Info	GFL0084112	GFL0063622	GFL0050576	
Sample Date	Client Info	08 Aug 2023	18 Jan 2023	07 Jul 2022	
Machine Age	hrs	Client Info	9814	8316	6907
Oil Age	hrs	Client Info	600	1200	1200
Oil Changed	Client Info	Changed	N/A	Changed	
Sample Status		NORMAL	NORMAL	NORMAL	

WEAR METALS

method	limit/base	current	history1	history2		
Iron	ppm	ASTM D5185(m)	>160	61	40	94
Chromium	ppm	ASTM D5185(m)	>5	0	0	0
Nickel	ppm	ASTM D5185(m)	>5	<1	<1	<1
Titanium	ppm	ASTM D5185(m)		0	0	0
Silver	ppm	ASTM D5185(m)	>5	0	0	0
Aluminum	ppm	ASTM D5185(m)	>50	12	7	15
Lead	ppm	ASTM D5185(m)	>50	20	18	50
Copper	ppm	ASTM D5185(m)	>225	25	21	64
Tin	ppm	ASTM D5185(m)	>10	1	<1	2
Antimony	ppm	ASTM D5185(m)		0	<1	0
Vanadium	ppm	ASTM D5185(m)		0	0	0
Beryllium	ppm	ASTM D5185(m)		0	0	0
Cadmium	ppm	ASTM D5185(m)		0	0	0

ADDITIVES

method	limit/base	current	history1	history2		
Boron	ppm	ASTM D5185(m)	150	90	99	183
Barium	ppm	ASTM D5185(m)	0	0	0	0
Molybdenum	ppm	ASTM D5185(m)	0	0	<1	0
Manganese	ppm	ASTM D5185(m)		<1	<1	<1
Magnesium	ppm	ASTM D5185(m)	0	2	<1	<1
Calcium	ppm	ASTM D5185(m)	40	128	135	144
Phosphorus	ppm	ASTM D5185(m)	320	267	281	451
Zinc	ppm	ASTM D5185(m)	5	4	3	4
Sulfur	ppm	ASTM D5185(m)	1050	1694	1772	2690
Lithium	ppm	ASTM D5185(m)		<1	<1	<1

CONTAMINANTS

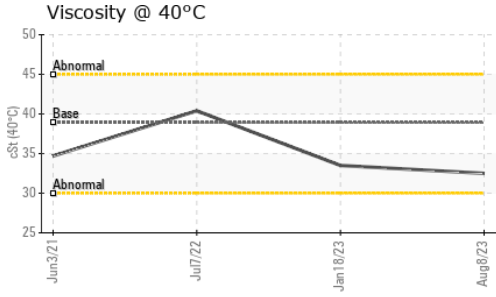
method	limit/base	current	history1	history2		
Silicon	ppm	ASTM D5185(m)	>20	4	5	7
Sodium	ppm	ASTM D5185(m)		4	3	7
Potassium	ppm	ASTM D5185(m)	>20	1	<1	1

VISUAL

method	limit/base	current	history1	history2		
White Metal	scalar	Visual*	NONE	NONE	NONE	NONE
Yellow Metal	scalar	Visual*	NONE	NONE	NONE	NONE
Precipitate	scalar	Visual*	NONE	NONE	NONE	NONE
Silt	scalar	Visual*	NONE	NONE	NONE	NONE
Debris	scalar	Visual*	NONE	NONE	NONE	NONE
Sand/Dirt	scalar	Visual*	NONE	NONE	NONE	NONE
Appearance	scalar	Visual*	NORML	NORML	NORML	NORML
Odor	scalar	Visual*	NORML	NORML	NORML	NORML
Emulsified Water	scalar	Visual*	>0.1	NEG	NEG	NEG
Free Water	scalar	Visual*		NEG	NEG	NEG




OIL ANALYSIS REPORT

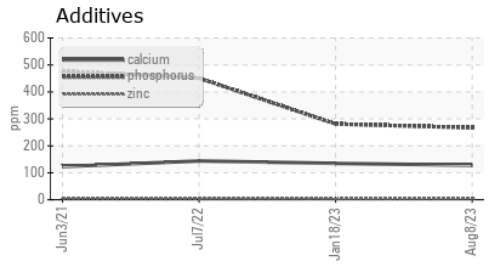
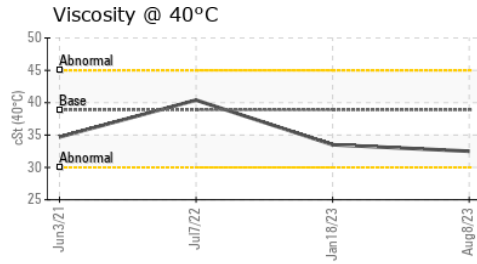
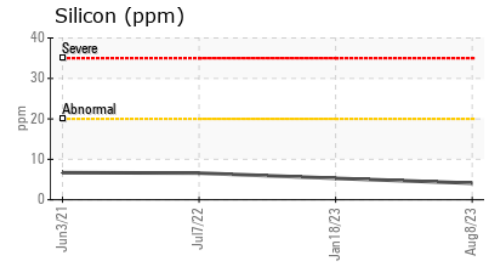
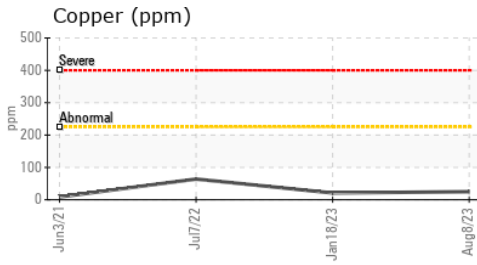
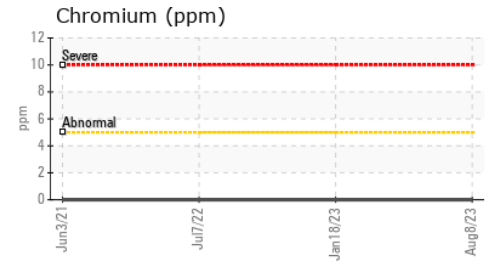
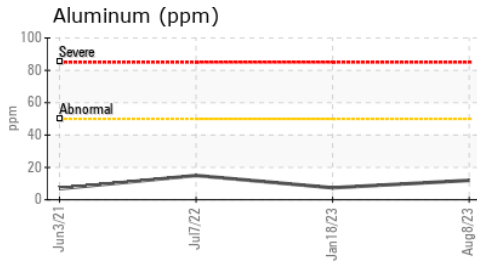
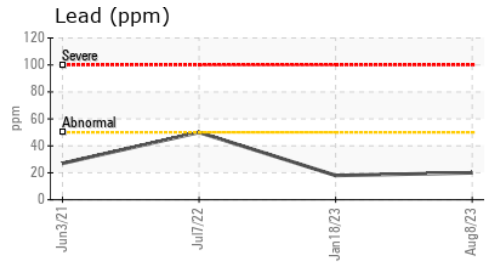
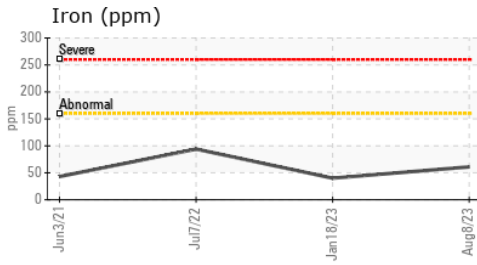


FLUID PROPERTIES		method	limit/base	current	history1	history2
Visc @ 40°C	cSt	ASTM D7279(m)	38.9	32.5	33.5	40.4

SAMPLE IMAGES		method	limit/base	current	history1	history2
---------------	--	--------	------------	---------	----------	----------



GRAPHS



Laboratory : WearCheck - C8-1175 Appleby Line, Burlington, ON L7L 5H9 GFL Environmental - 573 - Vancouver Hauling
Sample No. : GFL0084112 **Received** : 08 Sep 2023 70 Golden Drive,
Lab Number : 02581180 **Diagnosed** : 08 Sep 2023 Coquitlam, BC
Unique Number : 5642245 **Diagnostician** : Wes Davis CA V3K 6B5
Test Package : MOB 1 Contact: Catia Klagenberg Alves
cklagenbergalves@gflenv.com

To discuss this sample report, contact Customer Service at 1-800-268-2131.
 Test denoted (*) outside scope of accreditation, (m) method modified, (e) tested at external lab.
 Validity of results and interpretation are based on the sample and information as supplied.