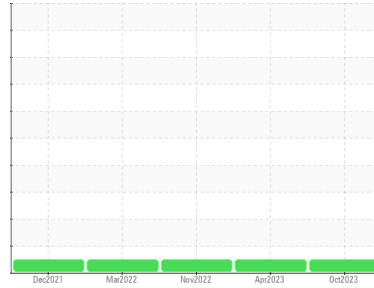




# OIL ANALYSIS REPORT

Sample Rating Trend

**NORMAL**



Machine Id  
**731083**  
 Component  
**Natural Gas Engine**  
 Fluid  
**PETRO CANADA DURON GEO LD 15W40 (--- LTR)**

## DIAGNOSIS

### Recommendation

Resample at the next service interval to monitor.

### Wear

All component wear rates are normal.

### Contamination

There is no indication of any contamination in the oil.

### Fluid Condition

The condition of the oil is acceptable for the time in service.

## SAMPLE INFORMATION

	method	limit/base	current	history1	history2
Sample Number	Client Info		<b>GFL0097756</b>	PC0016949	GFL0044234
Sample Date	Client Info		<b>02 Oct 2023</b>	14 Apr 2023	02 Nov 2022
Machine Age	hrs	Client Info	<b>46882</b>	4336	3208
Oil Age	hrs	Client Info	<b>0</b>	1200	1200
Oil Changed	Client Info		<b>Changed</b>	Changed	Changed
Sample Status			<b>NORMAL</b>	NORMAL	NORMAL

## WEAR METALS

	method	limit/base	current	history1	history2	
Iron	ppm	ASTM D5185(m)	>50	<b>10</b>	14	11
Chromium	ppm	ASTM D5185(m)	>4	<b>&lt;1</b>	1	<1
Nickel	ppm	ASTM D5185(m)	>2	<b>&lt;1</b>	<1	<1
Titanium	ppm	ASTM D5185(m)		<b>0</b>	<1	<1
Silver	ppm	ASTM D5185(m)	>3	<b>&lt;1</b>	0	0
Aluminum	ppm	ASTM D5185(m)	>9	<b>1</b>	2	2
Lead	ppm	ASTM D5185(m)	>30	<b>1</b>	2	<1
Copper	ppm	ASTM D5185(m)	>35	<b>2</b>	2	2
Tin	ppm	ASTM D5185(m)	>4	<b>0</b>	<1	<1
Antimony	ppm	ASTM D5185(m)		<b>0</b>	0	0
Vanadium	ppm	ASTM D5185(m)		<b>0</b>	0	0
Beryllium	ppm	ASTM D5185(m)		<b>0</b>	0	0
Cadmium	ppm	ASTM D5185(m)		<b>0</b>	0	0

## ADDITIVES

	method	limit/base	current	history1	history2	
Boron	ppm	ASTM D5185(m)	50	<b>8</b>	7	8
Barium	ppm	ASTM D5185(m)	5	<b>&lt;1</b>	0	0
Molybdenum	ppm	ASTM D5185(m)	50	<b>59</b>	56	56
Manganese	ppm	ASTM D5185(m)	0	<b>0</b>	<1	<1
Magnesium	ppm	ASTM D5185(m)	560	<b>595</b>	633	600
Calcium	ppm	ASTM D5185(m)	1510	<b>1580</b>	1775	1736
Phosphorus	ppm	ASTM D5185(m)	780	<b>659</b>	826	800
Zinc	ppm	ASTM D5185(m)	870	<b>925</b>	1001	986
Sulfur	ppm	ASTM D5185(m)	2040	<b>2038</b>	2151	2178
Lithium	ppm	ASTM D5185(m)		<b>&lt;1</b>	<1	<1

## CONTAMINANTS

	method	limit/base	current	history1	history2	
Silicon	ppm	ASTM D5185(m)	>+100	<b>3</b>	4	4
Sodium	ppm	ASTM D5185(m)		<b>8</b>	10	9
Potassium	ppm	ASTM D5185(m)	>20	<b>&lt;1</b>	<1	<1

## INFRA-RED

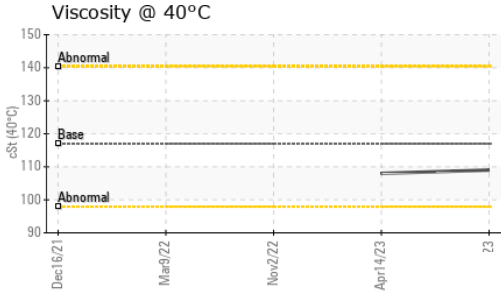
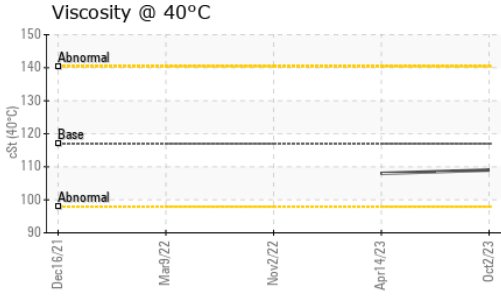
	method	limit/base	current	history1	history2	
Soot %	%	ASTM D7844*		<b>0</b>	0	0
Nitration	Abs/cm	ASTM D7624*	>20	<b>11.1</b>	12.4	12.7
Sulfation	Abs/.1mm	ASTM D7415*	>30	<b>23.8</b>	24.9	25.3

## FLUID DEGRADATION

	method	limit/base	current	history1	history2	
Oxidation	Abs/.1mm	ASTM D7414*	>25	<b>19.0</b>	19.8	20.4



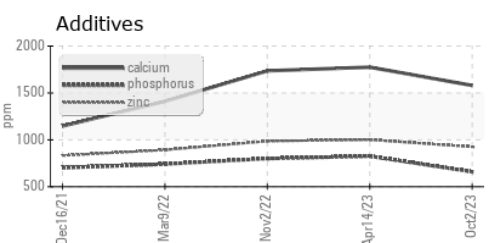
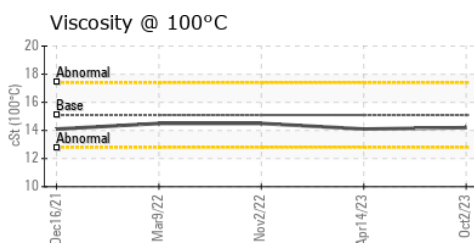
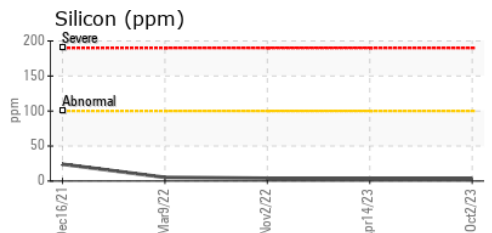
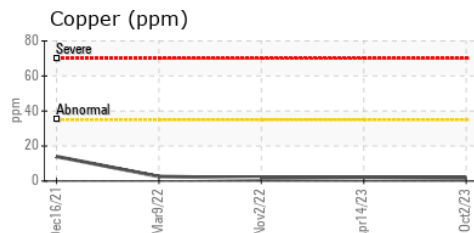
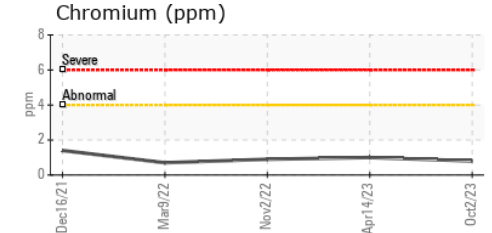
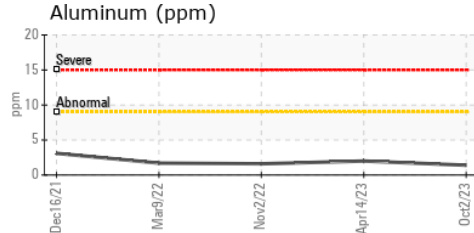
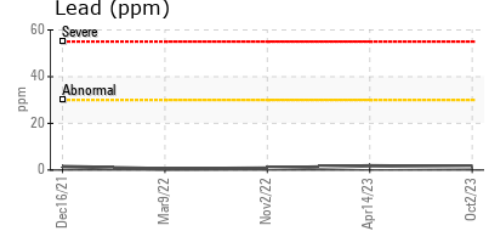
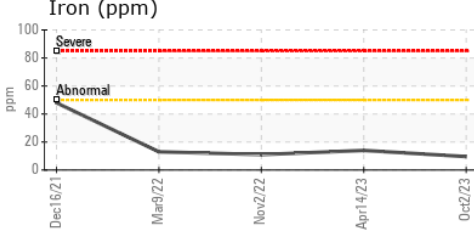
# OIL ANALYSIS REPORT



VISUAL	method	limit/base	current	history1	history2
White Metal	scalar	Visual*	NONE	NONE	---
Yellow Metal	scalar	Visual*	NONE	NONE	---
Precipitate	scalar	Visual*	NONE	NONE	---
Silt	scalar	Visual*	NONE	NONE	---
Debris	scalar	Visual*	NONE	NONE	---
Sand/Dirt	scalar	Visual*	NONE	NONE	---
Appearance	scalar	Visual*	NORML	NORML	---
Odor	scalar	Visual*	NORML	NORML	NORML
Emulsified Water	scalar	Visual*	>0.1	NEG	NEG
Free Water	scalar	Visual*		NEG	NEG

FLUID PROPERTIES	method	limit/base	current	history1	history2
Visc @ 40°C	cSt	ASTM D7279(m)	117.0	109	108
Visc @ 100°C	cSt	ASTM D7279(m)	15.1	14.2	14.1
Viscosity Index (VI)	Scale	ASTM D2270*	134	131	131

## GRAPHS



**Laboratory** : WearCheck - C8-1175 Appleby Line, Burlington, ON L7L 5H9 **GFL Environmental - 209 - Hamilton**  
**Sample No.** : GFL0097756 **Received** : 04 Oct 2023  
**Lab Number** : 02586598 **Diagnosed** : 05 Oct 2023  
**Unique Number** : 5655664 **Diagnostician** : Wes Davis  
**Test Package** : MOB 1 ( Additional Tests: KV40, VI, Visual )

To discuss this sample report, contact Customer Service at 1-800-268-2131.  
 Test denoted (\*) outside scope of accreditation, (m) method modified, (e) tested at external lab.  
 Validity of results and interpretation are based on the sample and information as supplied.