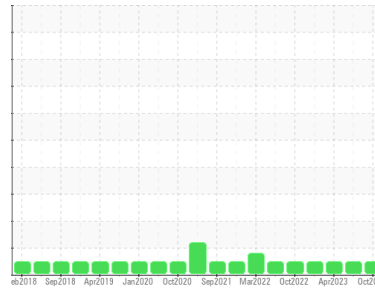




OIL ANALYSIS REPORT

Sample Rating Trend



NORMAL



Machine Id
701050
 Component
Diesel Engine
 Fluid
PETRO CANADA DURON SHP 15W40 (--- GAL)

DIAGNOSIS

Recommendation

Resample at the next service interval to monitor.

Wear

Metal levels are typical for a new component breaking in.

Contamination

There is no indication of any contamination in the oil.

Fluid Condition

The condition of the oil is acceptable for the time in service.

SAMPLE INFORMATION

method	limit/base	current	history1	history2	
Sample Number	Client Info	GFL0085678	GFL0077308	GFL0070430	
Sample Date	Client Info	05 Oct 2023	12 Jul 2023	17 Apr 2023	
Machine Age	hrs	Client Info	514	0	514
Oil Age	hrs	Client Info	514	0	514
Oil Changed	Client Info	Changed	N/A	Changed	
Sample Status		NORMAL	NORMAL	NORMAL	

CONTAMINATION

method	limit/base	current	history1	history2
Fuel	WC Method >5	<1.0	<1.0	<1.0
Glycol	WC Method	NEG	NEG	NEG

WEAR METALS

method	limit/base	current	history1	history2
Iron	ppm ASTM D5185(m) >80	19	16	12
Chromium	ppm ASTM D5185(m) >5	<1	<1	<1
Nickel	ppm ASTM D5185(m) >2	0	0	0
Titanium	ppm ASTM D5185(m)	0	0	0
Silver	ppm ASTM D5185(m) >3	<1	0	0
Aluminum	ppm ASTM D5185(m) >30	2	1	1
Lead	ppm ASTM D5185(m) >30	0	0	0
Copper	ppm ASTM D5185(m) >150	2	2	1
Tin	ppm ASTM D5185(m) >5	0	0	0
Antimony	ppm ASTM D5185(m)	0	0	0
Vanadium	ppm ASTM D5185(m)	0	0	0
Beryllium	ppm ASTM D5185(m)	0	0	0
Cadmium	ppm ASTM D5185(m)	0	0	0

ADDITIVES

method	limit/base	current	history1	history2
Boron	ppm ASTM D5185(m) 0	2	2	2
Barium	ppm ASTM D5185(m) 0	<1	0	0
Molybdenum	ppm ASTM D5185(m) 60	58	58	56
Manganese	ppm ASTM D5185(m) 0	0	<1	<1
Magnesium	ppm ASTM D5185(m) 1010	930	937	920
Calcium	ppm ASTM D5185(m) 1070	1008	1021	1072
Phosphorus	ppm ASTM D5185(m) 1150	943	1003	1020
Zinc	ppm ASTM D5185(m) 1270	1168	1165	1168
Sulfur	ppm ASTM D5185(m) 2060	2252	2275	2406
Lithium	ppm ASTM D5185(m)	<1	<1	<1

CONTAMINANTS

method	limit/base	current	history1	history2
Silicon	ppm ASTM D5185(m) >20	4	5	5
Sodium	ppm ASTM D5185(m)	2	2	2
Potassium	ppm ASTM D5185(m) >20	1	<1	<1

INFRA-RED

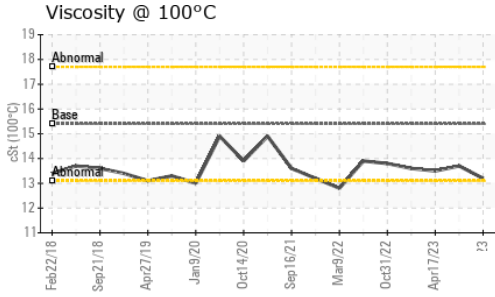
method	limit/base	current	history1	history2
Soot %	% ASTM D7844* >3	0.4	0.4	0.2
Nitration	Abs/cm ASTM D7624* >20	10.0	10.2	9.5
Sulfation	Abs/.1mm ASTM D7415* >30	21.8	21.7	20.5

FLUID DEGRADATION

method	limit/base	current	history1	history2
Oxidation	Abs/.1mm ASTM D7414* >25	19.0	19.0	17.9



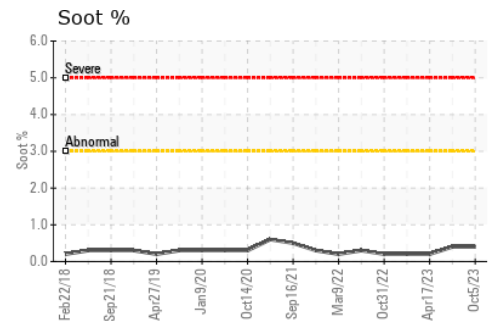
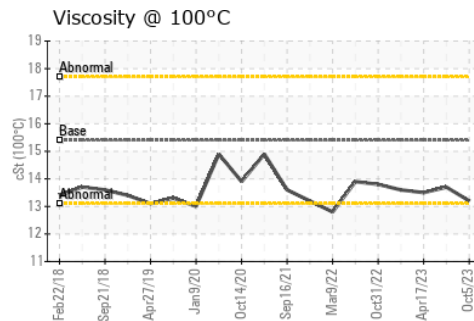
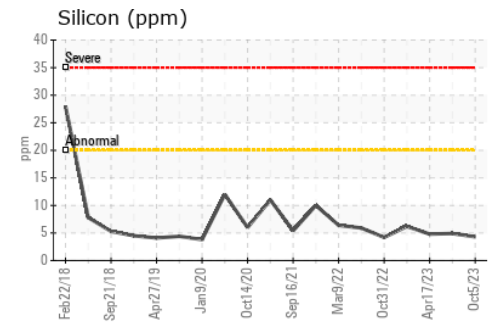
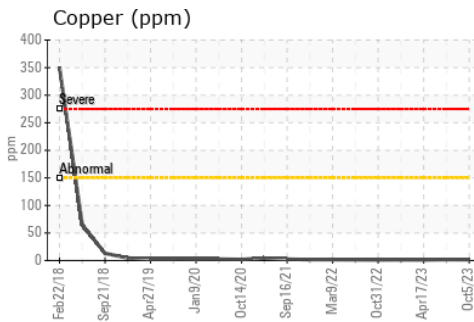
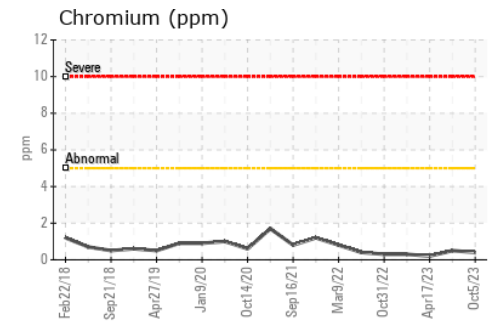
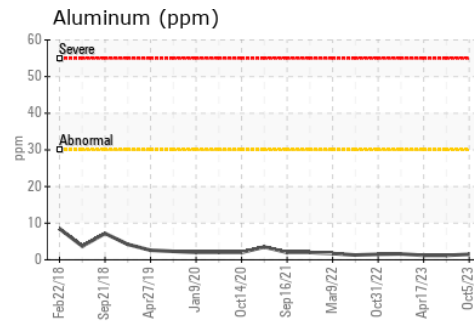
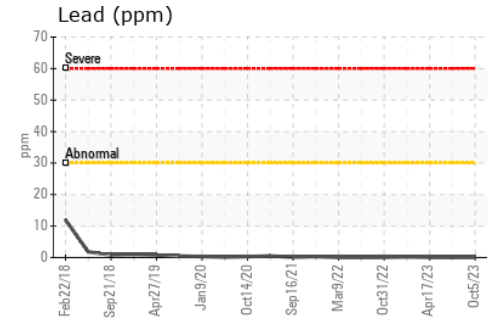
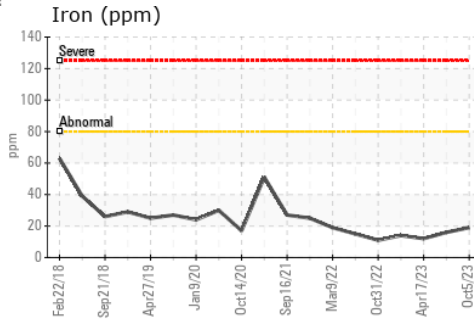
OIL ANALYSIS REPORT



VISUAL	method	limit/base	current	history1	history2
Emulsified Water	scalar	Visual*	>0.2	NEG	NEG
Free Water	scalar	Visual*		NEG	NEG

FLUID PROPERTIES	method	limit/base	current	history1	history2
Visc @ 100°C	cSt	ASTM D7279(m)	15.4	13.2	13.7

GRAPHS



Laboratory : WearCheck - C8-1175 Appleby Line, Burlington, ON L7L 5H9 **GFL Environmental - 221 - Windsor**
Sample No. : GFL0085678 **Received** : 11 Oct 2023
Lab Number : 02588061 **Diagnosed** : 11 Oct 2023
Unique Number : 5657127 **Diagnostician** : Wes Davis
Test Package : MOB 1

To discuss this sample report, contact Customer Service at 1-800-268-2131.
 Test denoted (*) outside scope of accreditation, (m) method modified, (e) tested at external lab.
 Validity of results and interpretation are based on the sample and information as supplied.

905 Tecumseh Road W
 Windsor, ON
 CA N8W 4J5
 Contact: Rhys Marotte
 rmarotte@gflenv.com

T:
F: