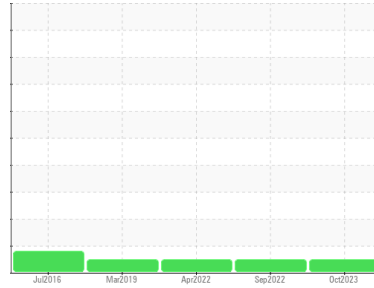




OIL ANALYSIS REPORT

Sample Rating Trend

NORMAL



Machine Id
4498

Component
Transmission (Auto)

Fluid
PETRO CANADA DuraDrive HD Synthetic 668 (--- LTR)

DIAGNOSIS

Recommendation

Resample at the next service interval to monitor.

Wear

All component wear rates are normal.

Contamination

There is no indication of any contamination in the fluid.

Fluid Condition

The AN level is acceptable for this fluid. The condition of the fluid is suitable for further service.

SAMPLE INFORMATION

| | method | limit/base | current | history1 | history2 |
|---------------|-------------|-------------|--------------------|-------------|-------------|
| Sample Number | Client Info | | GFL0091557 | GFL0060189 | GFL0049120 |
| Sample Date | Client Info | | 04 Oct 2023 | 29 Sep 2022 | 15 Apr 2022 |
| Machine Age | kms | Client Info | 224618 | 18049 | 17022 |
| Oil Age | kms | Client Info | 0 | 1027 | 710 |
| Oil Changed | Client Info | | Changed | Changed | N/A |
| Sample Status | | | NORMAL | NORMAL | NORMAL |

WEAR METALS

| | method | limit/base | current | history1 | history2 | |
|-----------|--------|---------------|---------|--------------|----------|----|
| Iron | ppm | ASTM D5185(m) | >160 | 55 | 35 | 29 |
| Chromium | ppm | ASTM D5185(m) | >5 | 0 | 0 | 0 |
| Nickel | ppm | ASTM D5185(m) | >5 | <1 | 0 | <1 |
| Titanium | ppm | ASTM D5185(m) | | 0 | 0 | 0 |
| Silver | ppm | ASTM D5185(m) | >5 | <1 | 0 | 0 |
| Aluminum | ppm | ASTM D5185(m) | >50 | 16 | 19 | 16 |
| Lead | ppm | ASTM D5185(m) | >50 | 2 | 6 | 6 |
| Copper | ppm | ASTM D5185(m) | >225 | 18 | 17 | 11 |
| Tin | ppm | ASTM D5185(m) | >10 | 3 | 2 | 1 |
| Antimony | ppm | ASTM D5185(m) | | 0 | 0 | 0 |
| Vanadium | ppm | ASTM D5185(m) | | 0 | 0 | 0 |
| Beryllium | ppm | ASTM D5185(m) | | 0 | 0 | 0 |
| Cadmium | ppm | ASTM D5185(m) | | 0 | 0 | 0 |

ADDITIVES

| | method | limit/base | current | history1 | history2 | |
|------------|--------|---------------|---------|--------------|----------|------|
| Boron | ppm | ASTM D5185(m) | 78 | 56 | 91 | 99 |
| Barium | ppm | ASTM D5185(m) | | <1 | 0 | 0 |
| Molybdenum | ppm | ASTM D5185(m) | 0 | 0 | <1 | <1 |
| Manganese | ppm | ASTM D5185(m) | | <1 | <1 | <1 |
| Magnesium | ppm | ASTM D5185(m) | 0 | 3 | 3 | <1 |
| Calcium | ppm | ASTM D5185(m) | 113 | 126 | 115 | 106 |
| Phosphorus | ppm | ASTM D5185(m) | 222 | 207 | 265 | 257 |
| Zinc | ppm | ASTM D5185(m) | | 13 | 7 | 4 |
| Sulfur | ppm | ASTM D5185(m) | 1326 | 1486 | 1423 | 1392 |
| Lithium | ppm | ASTM D5185(m) | | <1 | <1 | <1 |

CONTAMINANTS

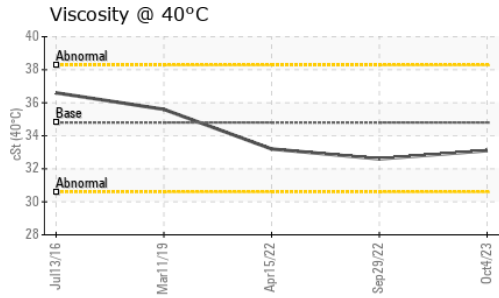
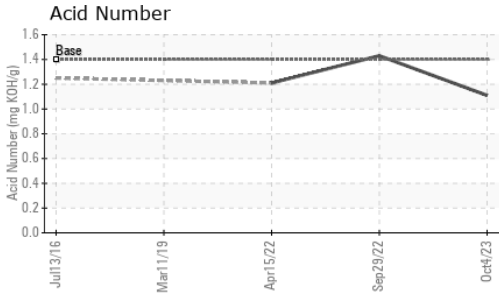
| | method | limit/base | current | history1 | history2 | |
|-----------|--------|---------------|---------|----------|----------|---|
| Silicon | ppm | ASTM D5185(m) | >20 | 8 | 19 | 6 |
| Sodium | ppm | ASTM D5185(m) | | 6 | 4 | 3 |
| Potassium | ppm | ASTM D5185(m) | >20 | 2 | <1 | 1 |

FLUID DEGRADATION

| | method | limit/base | current | history1 | history2 | |
|------------------|----------|------------|---------|-------------|----------|------|
| Acid Number (AN) | mg KOH/g | ASTM D974* | 1.4 | 1.11 | 1.43 | 1.21 |




OIL ANALYSIS REPORT



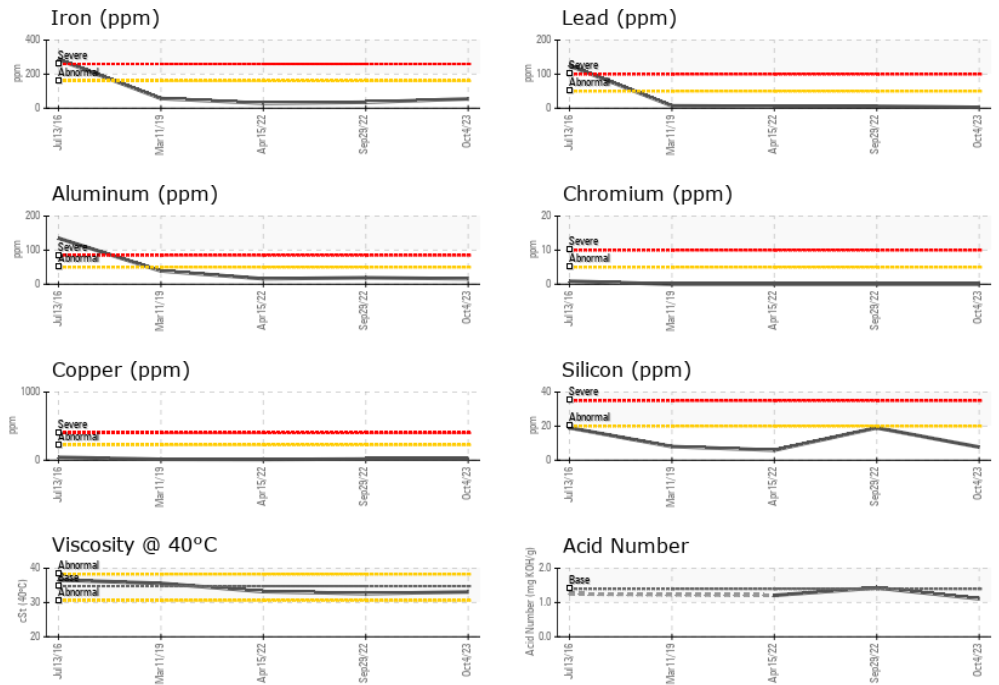
| VISUAL | method | limit/base | current | history1 | history2 |
|------------------|--------|------------|---------|----------|----------|
| White Metal | scalar | Visual* | NONE | NONE | NONE |
| Yellow Metal | scalar | Visual* | NONE | NONE | NONE |
| Precipitate | scalar | Visual* | NONE | NONE | NONE |
| Silt | scalar | Visual* | NONE | NONE | NONE |
| Debris | scalar | Visual* | NONE | NONE | NONE |
| Sand/Dirt | scalar | Visual* | NONE | NONE | NONE |
| Appearance | scalar | Visual* | NORML | NORML | NORML |
| Odor | scalar | Visual* | NORML | NORML | NORML |
| Emulsified Water | scalar | Visual* | >0.1 | NEG | NEG |
| Free Water | scalar | Visual* | | NEG | NEG |

| FLUID PROPERTIES | method | limit/base | current | history1 | history2 | |
|------------------|--------|---------------|---------|-------------|----------|------|
| Visc @ 40°C | cSt | ASTM D7279(m) | 34.8 | 33.1 | 32.6 | 33.2 |

| SAMPLE IMAGES | method | limit/base | current | history1 | history2 |
|---------------|--------|------------|---------|----------|----------|
|---------------|--------|------------|---------|----------|----------|



GRAPHS



Laboratory : WearCheck - C8-1175 Appleby Line, Burlington, ON L7L 5H9 GFL Environmental - 550 - Rocky View County
Sample No. : GFL0091557 **Received** : 11 Oct 2023
Lab Number : **02588325** **Diagnosed** : 11 Oct 2023
Unique Number : 5657391 **Diagnostician** : Wes Davis
Test Package : MOB 2 (Additional Tests: TAN Man)

To discuss this sample report, contact Customer Service at 1-800-268-2131.
 Test denoted (*) outside scope of accreditation, (m) method modified, (e) tested at external lab.
 Validity of results and interpretation are based on the sample and information as supplied.

220 Carmek Blvd
 Rocky View County, AB
 CA T1X 1X1
 Contact: GFL Calgary
 calgarymaintenance@gflenv.com
 T:
 F: (403)369-6163