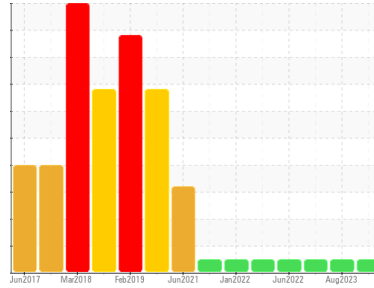




OIL ANALYSIS REPORT

Sample Rating Trend



NORMAL



Machine Id
8130
Component
Diesel Engine
Fluid
PETRO CANADA DURON SHP 10W30 (--- GAL)

DIAGNOSIS

Recommendation

Resample at the next service interval to monitor.

Wear

All component wear rates are normal.

Contamination

There is no indication of any contamination in the oil.

Fluid Condition

The condition of the oil is acceptable for the time in service.

SAMPLE INFORMATION

	method	limit/base	current	history1	history2
Sample Number	Client Info		GFL0097650	GFL0090618	GFL0064076
Sample Date	Client Info		15 Oct 2023	20 Aug 2023	05 Dec 2022
Machine Age	hrs	Client Info	16201	15917	15196
Oil Age	hrs	Client Info	0	0	0
Oil Changed	Client Info		N/A	N/A	N/A
Sample Status			NORMAL	NORMAL	NORMAL

CONTAMINATION

	method	limit/base	current	history1	history2
Fuel	WC Method	>5	<1.0	<1.0	<1.0
Glycol	WC Method		NEG	NEG	NEG

WEAR METALS

	method	limit/base	current	history1	history2	
Iron	ppm	ASTM D5185(m)	>80	32	71	29
Chromium	ppm	ASTM D5185(m)	>5	1	3	1
Nickel	ppm	ASTM D5185(m)	>2	<1	1	<1
Titanium	ppm	ASTM D5185(m)		0	0	<1
Silver	ppm	ASTM D5185(m)	>3	<1	<1	0
Aluminum	ppm	ASTM D5185(m)	>30	2	4	2
Lead	ppm	ASTM D5185(m)	>30	<1	2	<1
Copper	ppm	ASTM D5185(m)	>150	1	3	2
Tin	ppm	ASTM D5185(m)	>5	<1	1	<1
Antimony	ppm	ASTM D5185(m)		0	0	<1
Vanadium	ppm	ASTM D5185(m)		0	0	0
Beryllium	ppm	ASTM D5185(m)		0	0	0
Cadmium	ppm	ASTM D5185(m)		0	0	0

ADDITIVES

	method	limit/base	current	history1	history2	
Boron	ppm	ASTM D5185(m)	2	2	2	2
Barium	ppm	ASTM D5185(m)	0	<1	0	0
Molybdenum	ppm	ASTM D5185(m)	50	55	52	59
Manganese	ppm	ASTM D5185(m)	0	0	<1	<1
Magnesium	ppm	ASTM D5185(m)	950	865	839	919
Calcium	ppm	ASTM D5185(m)	1050	950	899	1072
Phosphorus	ppm	ASTM D5185(m)	995	909	897	1058
Zinc	ppm	ASTM D5185(m)	1180	1089	1026	1151
Sulfur	ppm	ASTM D5185(m)	2600	2297	2114	2589
Lithium	ppm	ASTM D5185(m)		<1	<1	<1

CONTAMINANTS

	method	limit/base	current	history1	history2	
Silicon	ppm	ASTM D5185(m)	>20	6	12	6
Sodium	ppm	ASTM D5185(m)		5	8	5
Potassium	ppm	ASTM D5185(m)	>20	0	<1	<1

INFRA-RED

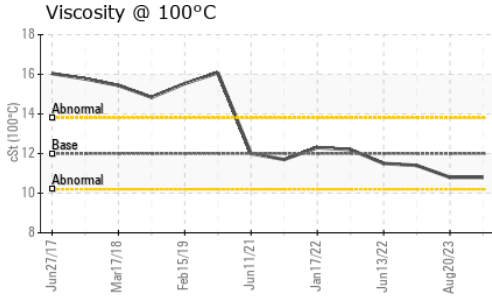
	method	limit/base	current	history1	history2	
Soot %	%	ASTM D7844*	>3	1	2.3	0.6
Nitration	Abs/cm	ASTM D7624*	>20	8.8	14.3	7.1
Sulfation	Abs/.1mm	ASTM D7415*	>30	22.8	30.8	21.5

FLUID DEGRADATION

	method	limit/base	current	history1	history2	
Oxidation	Abs/.1mm	ASTM D7414*	>25	19.8	30.7	15.7



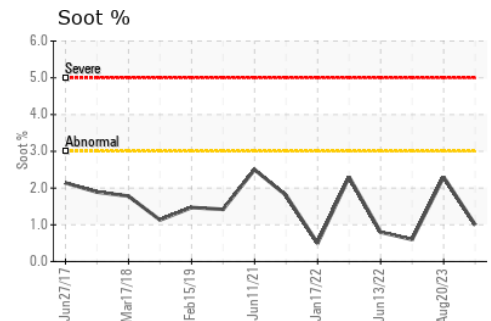
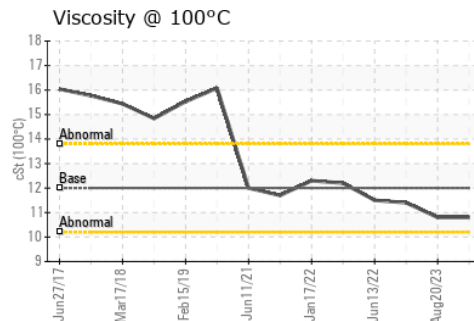
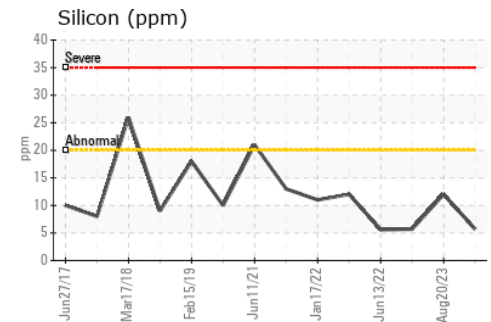
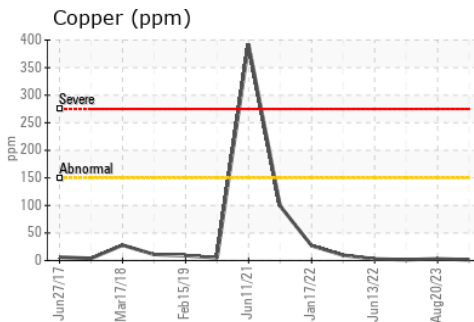
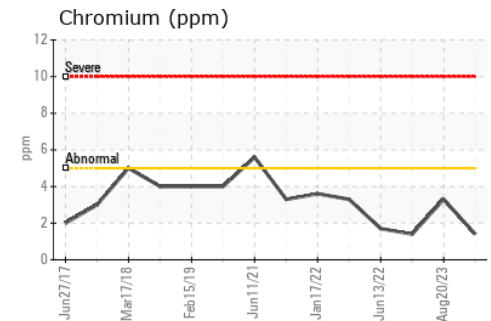
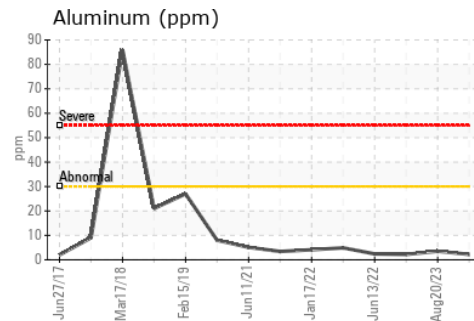
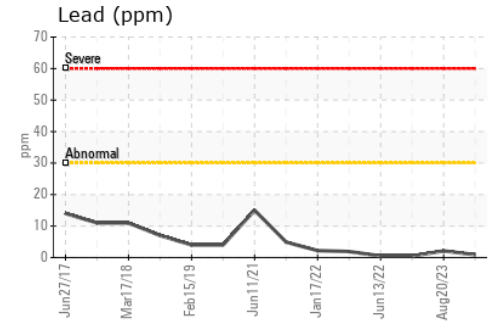
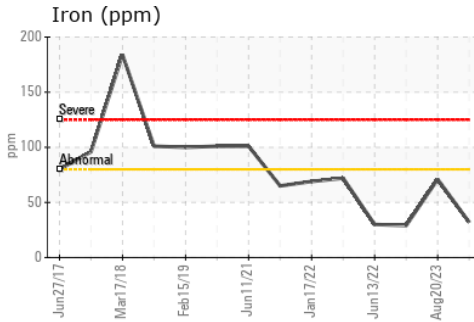
OIL ANALYSIS REPORT



VISUAL	method	limit/base	current	history1	history2
Emulsified Water	scalar	Visual*	>0.2	NEG	NEG
Free Water	scalar	Visual*		NEG	NEG

FLUID PROPERTIES	method	limit/base	current	history1	history2
Visc @ 100°C	cSt	ASTM D7279(m)	12.00	10.8	11.4

GRAPHS



Laboratory : WearCheck - C8-1175 Appleby Line, Burlington, ON L7L 5H9 GFL Environmental - 554 - Edmonton SW
Sample No. : GFL0097650 **Received** : 16 Oct 2023
Lab Number : 02589211 **Diagnosed** : 16 Oct 2023
Unique Number : 5658277 **Diagnostician** : Wes Davis
Test Package : MOB 1

To discuss this sample report, contact Customer Service at 1-800-268-2131.
 Test denoted (*) outside scope of accreditation, (m) method modified, (e) tested at external lab.
 Validity of results and interpretation are based on the sample and information as supplied.

8409 -15th Street NW
 Edmonton, AB
 CA T6P 0B8
 Contact: Antonio De Rosa
 atheros@gflenv.com
 T: (780)509-2640
 F: (780)444-8851