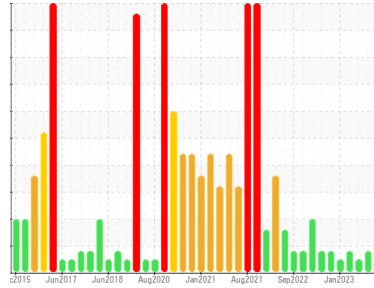


Area
TEAM 1
Machine Id
122156 ID Fan Inboard (S/N 122156 Inboard Brg)
Component
Bearing
Fluid
PETRO CANADA TURBOFLO R&O 150 (1 LTR)



DIAGNOSIS

Recommendation
Resample at the next service interval to monitor.

Wear
All component wear rates are normal.

Contamination
There is no indication of any contamination in the oil.

Fluid Condition
The condition of the oil is acceptable for the time in service.

SAMPLE INFORMATION

method	limit/base	current	history1	history2
Sample Number	Client Info	PC0074803	PC0070441	PC0074860
Sample Date	Client Info	05 Oct 2023	10 Aug 2023	08 Jun 2023
Machine Age	hrs	Client Info	0	0
Oil Age	hrs	Client Info	0	0
Oil Changed	Client Info	N/A	N/A	N/A
Sample Status		NORMAL	MARGINAL	NORMAL

WEAR METALS

method	limit/base	current	history1	history2	
Iron	ppm	ASTM D5185(m) >20	3	6	8
Chromium	ppm	ASTM D5185(m) >20	0	0	0
Nickel	ppm	ASTM D5185(m) >20	0	<1	<1
Titanium	ppm	ASTM D5185(m)	0	0	0
Silver	ppm	ASTM D5185(m)	<1	0	0
Aluminum	ppm	ASTM D5185(m) >20	0	<1	<1
Lead	ppm	ASTM D5185(m) >20	5	▲ 22	11
Copper	ppm	ASTM D5185(m) >20	<1	2	1
Tin	ppm	ASTM D5185(m) >20	0	<1	<1
Antimony	ppm	ASTM D5185(m)	0	0	<1
Vanadium	ppm	ASTM D5185(m)	0	0	0
Beryllium	ppm	ASTM D5185(m)	0	0	0
Cadmium	ppm	ASTM D5185(m)	0	0	0

ADDITIVES

method	limit/base	current	history1	history2	
Boron	ppm	ASTM D5185(m)	<1	1	<1
Barium	ppm	ASTM D5185(m)	<1	0	<1
Molybdenum	ppm	ASTM D5185(m)	0	0	0
Manganese	ppm	ASTM D5185(m)	0	<1	<1
Magnesium	ppm	ASTM D5185(m)	<1	<1	<1
Calcium	ppm	ASTM D5185(m) 0	2	3	2
Phosphorus	ppm	ASTM D5185(m) 4	7	4	4
Zinc	ppm	ASTM D5185(m) 0	5	10	8
Sulfur	ppm	ASTM D5185(m)	4173	3908	3920
Lithium	ppm	ASTM D5185(m)	<1	<1	<1

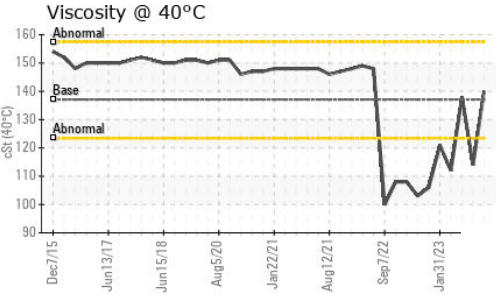
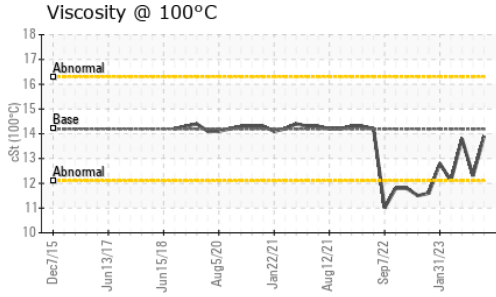
CONTAMINANTS

method	limit/base	current	history1	history2	
Silicon	ppm	ASTM D5185(m) >15	2	7	6
Sodium	ppm	ASTM D5185(m)	<1	1	<1
Potassium	ppm	ASTM D5185(m) >20	0	<1	1

VISUAL


method	limit/base	current	history1	history2	
White Metal	scalar	Visual* NONE	VLITE	VLITE	NONE
Yellow Metal	scalar	Visual* NONE	NONE	NONE	NONE
Precipitate	scalar	Visual* NONE	NONE	NONE	NONE
Silt	scalar	Visual* NONE	NONE	VLITE	NONE
Debris	scalar	Visual* NONE	VLITE	NONE	NONE
Sand/Dirt	scalar	Visual* NONE	NONE	NONE	NONE
Appearance	scalar	Visual* NORML	NORML	NORML	NORML
Odor	scalar	Visual* NORML	NORML	NORML	NORML
Emulsified Water	scalar	Visual* >2	NEG	NEG	NEG
Free Water	scalar	Visual*	NEG	NEG	NEG

OIL ANALYSIS REPORT

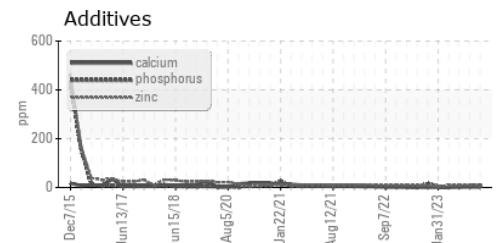
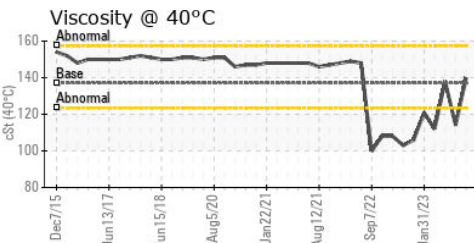
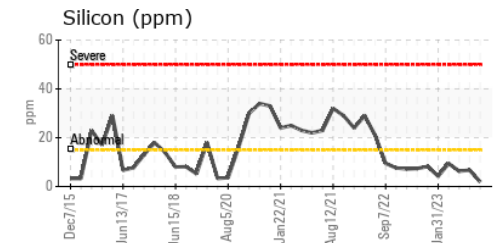
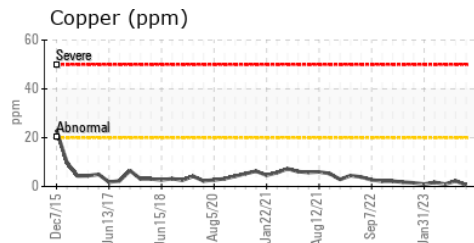
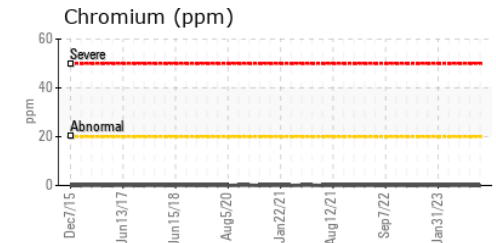
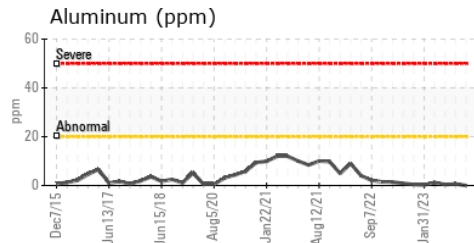
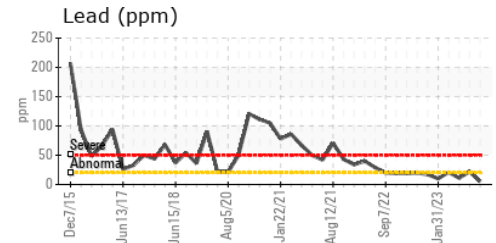
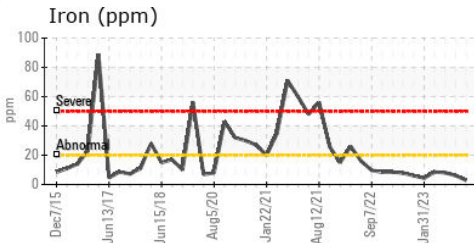


FLUID PROPERTIES		method	limit/base	current	history1	history2
Visc @ 40°C	cSt	ASTM D7279(m)	137.1	140	114	138
Visc @ 100°C	cSt	ASTM D7279(m)	14.19	13.9	12.3	13.8
Viscosity Index (VI)	Scale	ASTM D2270*	101	95	97	95

SAMPLE IMAGES		method	limit/base	current	history1	history2
---------------	--	--------	------------	---------	----------	----------



GRAPHS



Laboratory : WearCheck - C8-1175 Appleby Line, Burlington, ON L7L 5H9
Sample No. : PC0074803 **Received** : 25 Oct 2023
Lab Number : **02591777** **Diagnosed** : 26 Oct 2023
Unique Number : 5668856 **Diagnostician** : Kevin Marson
Test Package : MOB 1 (Additional Tests: KV100, VI)

Dryden Fibre
 Box 3001, 1 Duke Street
 Dryden, ON
 CA P8N 2Z7
 Contact: Adebukola Adekanye
 AADEKANYE@DRYDENFIBRE.CA
 T: (807)223-9950
 F: (807)223-9176

To discuss this sample report, contact Customer Service at 1-800-268-2131.
 Test denoted (*) outside scope of accreditation, (m) method modified, (e) tested at external lab.
 Validity of results and interpretation are based on the sample and information as supplied.