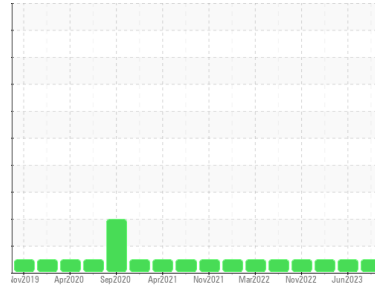


OIL ANALYSIS REPORT

Sample Rating Trend



NORMAL



Machine Id
DR172

Component
Diesel Engine

Fluid
PETRO CANADA DURON UHP 5W40 (36 LTR)

DIAGNOSIS

Recommendation

Resample at the next service interval to monitor.

Wear

All component wear rates are normal.

Contamination

There is no indication of any contamination in the oil.

Fluid Condition

The condition of the oil is acceptable for the time in service.

SAMPLE INFORMATION		method	limit/base	current	history1	history2
Sample Number	Client Info			PC0082045	PC0078078	PC0075669
Sample Date	Client Info			25 Oct 2023	26 Jun 2023	05 May 2023
Machine Age	hrs	Client Info		0	10117	9843
Oil Age	hrs	Client Info		0	250	250
Oil Changed	Client Info			N/A	Changed	Changed
Sample Status				NORMAL	NORMAL	NORMAL

CONTAMINATION		method	limit/base	current	history1	history2
Fuel	WC Method	>5		<1.0	<1.0	<1.0
Glycol	WC Method			NEG	NEG	NEG

WEAR METALS		method	limit/base	current	history1	history2
Iron	ppm	ASTM D5185(m)	>100	10	33	24
Chromium	ppm	ASTM D5185(m)	>20	<1	<1	<1
Nickel	ppm	ASTM D5185(m)	>4	0	<1	<1
Titanium	ppm	ASTM D5185(m)		0	0	<1
Silver	ppm	ASTM D5185(m)	>3	<1	0	0
Aluminum	ppm	ASTM D5185(m)	>20	2	2	3
Lead	ppm	ASTM D5185(m)	>40	0	<1	<1
Copper	ppm	ASTM D5185(m)	>330	<1	3	2
Tin	ppm	ASTM D5185(m)	>15	0	<1	<1
Antimony	ppm	ASTM D5185(m)		0	0	0
Vanadium	ppm	ASTM D5185(m)		0	0	0
Beryllium	ppm	ASTM D5185(m)		0	0	0
Cadmium	ppm	ASTM D5185(m)		0	0	0

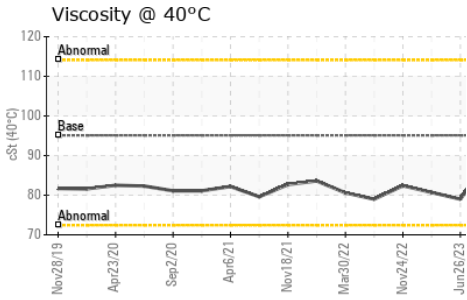
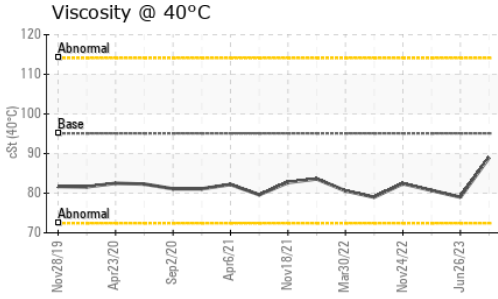
ADDITIVES		method	limit/base	current	history1	history2
Boron	ppm	ASTM D5185(m)	65	46	19	30
Barium	ppm	ASTM D5185(m)	0	<1	0	0
Molybdenum	ppm	ASTM D5185(m)	65	60	52	59
Manganese	ppm	ASTM D5185(m)	0	0	<1	<1
Magnesium	ppm	ASTM D5185(m)	1160	1087	1030	1096
Calcium	ppm	ASTM D5185(m)	820	893	772	866
Phosphorus	ppm	ASTM D5185(m)	1160	991	1001	1101
Zinc	ppm	ASTM D5185(m)	1260	1216	1116	1195
Sulfur	ppm	ASTM D5185(m)	3000	2720	2589	2916
Lithium	ppm	ASTM D5185(m)		<1	<1	<1

CONTAMINANTS		method	limit/base	current	history1	history2
Silicon	ppm	ASTM D5185(m)	>25	5	4	4
Sodium	ppm	ASTM D5185(m)		5	5	5
Potassium	ppm	ASTM D5185(m)	>20	0	<1	0

INFRA-RED		method	limit/base	current	history1	history2
Soot %	%	ASTM D7844*	>3	0	0.6	0.4
Nitration	Abs/cm	ASTM D7624*	>20	8.3	10.1	10.4
Sulfation	Abs/.1mm	ASTM D7415*	>30	19.5	20.8	20.8

FLUID DEGRADATION		method	limit/base	current	history1	history2
Oxidation	Abs/.1mm	ASTM D7414*	>25	17.5	18.4	19.8

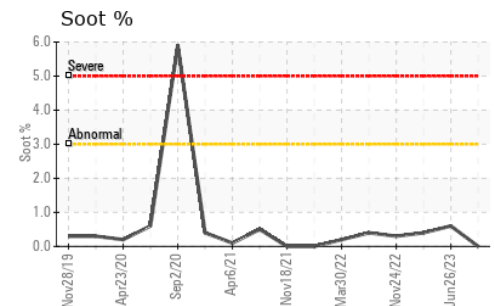
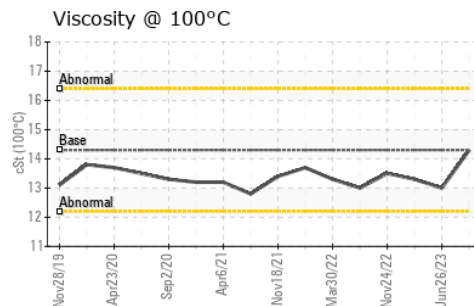
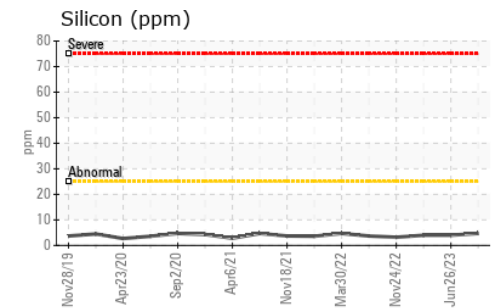
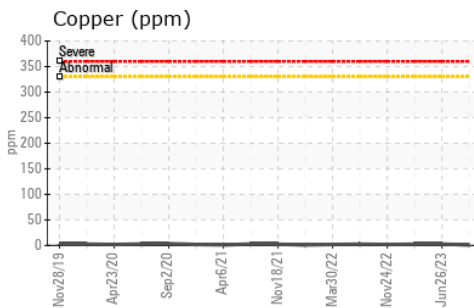
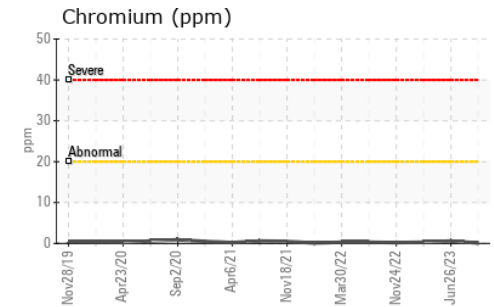
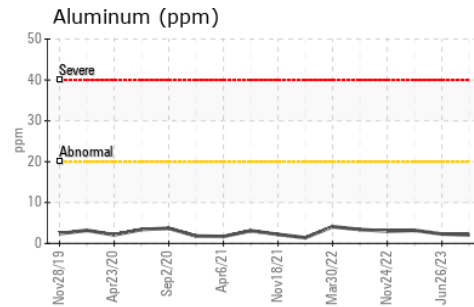
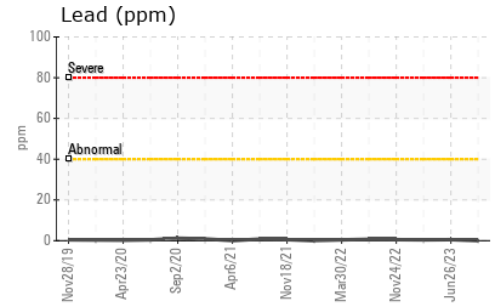
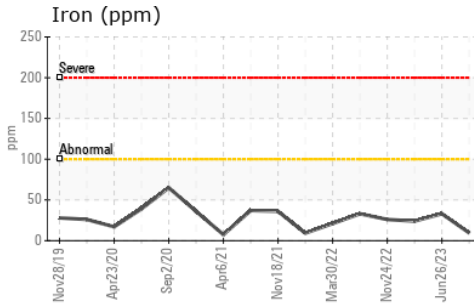
OIL ANALYSIS REPORT



VISUAL		method	limit/base	current	history1	history2
Emulsified Water	scalar	Visual*	>0.2	NEG	NEG	NEG
Free Water	scalar	Visual*		NEG	NEG	NEG

FLUID PROPERTIES		method	limit/base	current	history1	history2
Visc @ 40°C	cSt	ASTM D7279(m)	95.1	89.0	79.0	80.7
Visc @ 100°C	cSt	ASTM D7279(m)	14.3	14.3	13.0	13.3
Viscosity Index (VI)	Scale	ASTM D2270*	169	166	165	167

GRAPHS



Laboratory : WearCheck - C8-1175 Appleby Line, Burlington, ON L7L 5H9 Green Infrastructure and Partners Inc (GIPI) - 286 - Shoring & Foundations
Sample No. : PC0082045 **Received** : 26 Oct 2023 151 Ram Forest Rd, Stouffville, ON
Lab Number : 02592044 **Diagnosed** : 26 Oct 2023 CA L4A 2G8
Unique Number : 5669123 **Diagnostician** : Wes Davis
Test Package : MOB 1 (Additional Tests: KV40, VI)

To discuss this sample report, contact Customer Service at 1-800-268-2131.
 Test denoted (*) outside scope of accreditation, (m) method modified, (e) tested at external lab.
 Validity of results and interpretation are based on the sample and information as supplied.

Contact: Shannon Abbott
 sabbott@gipi.com
 T: (905)750-5900
 F: