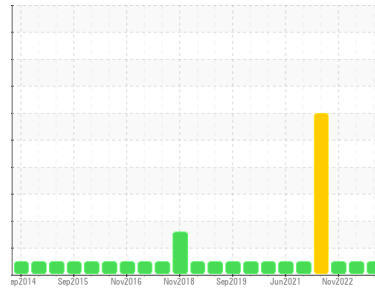




OIL ANALYSIS REPORT

Sample Rating Trend



NORMAL



Machine Id
2315
 Component
Diesel Engine
 Fluid
PETRO CANADA DURON SHP 15W40 (20 LTR)

DIAGNOSIS

Recommendation

Resample at the next service interval to monitor.

Wear

All component wear rates are normal.

Contamination

There is no indication of any contamination in the oil.

Fluid Condition

The condition of the oil is acceptable for the time in service.

SAMPLE INFORMATION

| | method | limit/base | current | history1 | history2 |
|---------------|-------------|-------------|--------------------|-------------|-------------|
| Sample Number | Client Info | | GFL0097562 | GFL0074259 | GFL0050008 |
| Sample Date | Client Info | | 03 Nov 2023 | 09 May 2023 | 15 Nov 2022 |
| Machine Age | hrs | Client Info | 15520 | 0 | 14204 |
| Oil Age | hrs | Client Info | 672 | 0 | 629 |
| Oil Changed | Client Info | | Changed | N/A | Changed |
| Sample Status | | | NORMAL | NORMAL | NORMAL |

CONTAMINATION

| | method | limit/base | current | history1 | history2 |
|--------|-----------|------------|----------------|----------|----------|
| Fuel | WC Method | >3.0 | <1.0 | <1.0 | <1.0 |
| Glycol | WC Method | | NEG | NEG | NEG |

WEAR METALS

| | method | limit/base | current | history1 | history2 | |
|-----------|--------|---------------|---------|--------------|----------|----|
| Iron | ppm | ASTM D5185(m) | >130 | 32 | 46 | 42 |
| Chromium | ppm | ASTM D5185(m) | >10 | <1 | 2 | 4 |
| Nickel | ppm | ASTM D5185(m) | >4 | <1 | <1 | <1 |
| Titanium | ppm | ASTM D5185(m) | >2 | 0 | <1 | <1 |
| Silver | ppm | ASTM D5185(m) | >2 | <1 | 0 | 0 |
| Aluminum | ppm | ASTM D5185(m) | >20 | 3 | 5 | 4 |
| Lead | ppm | ASTM D5185(m) | >20 | 0 | 0 | 0 |
| Copper | ppm | ASTM D5185(m) | >125 | 1 | 1 | 1 |
| Tin | ppm | ASTM D5185(m) | >4 | 0 | <1 | <1 |
| Antimony | ppm | ASTM D5185(m) | | 0 | <1 | <1 |
| Vanadium | ppm | ASTM D5185(m) | | 0 | 0 | 0 |
| Beryllium | ppm | ASTM D5185(m) | | 0 | 0 | 0 |
| Cadmium | ppm | ASTM D5185(m) | | 0 | 0 | 0 |

ADDITIVES

| | method | limit/base | current | history1 | history2 | |
|------------|--------|---------------|---------|--------------|----------|------|
| Boron | ppm | ASTM D5185(m) | 0 | 4 | 3 | 2 |
| Barium | ppm | ASTM D5185(m) | 0 | <1 | 0 | 0 |
| Molybdenum | ppm | ASTM D5185(m) | 60 | 63 | 61 | 60 |
| Manganese | ppm | ASTM D5185(m) | 0 | 0 | <1 | <1 |
| Magnesium | ppm | ASTM D5185(m) | 1010 | 967 | 974 | 967 |
| Calcium | ppm | ASTM D5185(m) | 1070 | 1051 | 1101 | 1094 |
| Phosphorus | ppm | ASTM D5185(m) | 1150 | 998 | 1075 | 1058 |
| Zinc | ppm | ASTM D5185(m) | 1270 | 1225 | 1210 | 1207 |
| Sulfur | ppm | ASTM D5185(m) | 2060 | 2408 | 2391 | 2443 |
| Lithium | ppm | ASTM D5185(m) | | <1 | <1 | <1 |

CONTAMINANTS

| | method | limit/base | current | history1 | history2 | |
|-----------|--------|---------------|---------|----------|----------|---|
| Silicon | ppm | ASTM D5185(m) | >25 | 5 | 6 | 5 |
| Sodium | ppm | ASTM D5185(m) | | 2 | 2 | 2 |
| Potassium | ppm | ASTM D5185(m) | >20 | 0 | 0 | 1 |

INFRA-RED

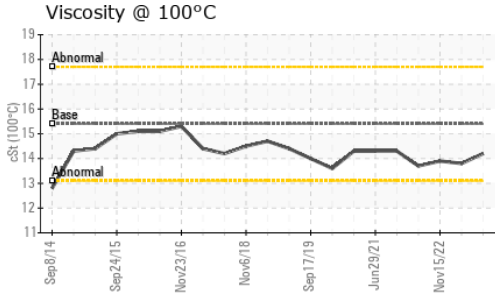
| | method | limit/base | current | history1 | history2 | |
|-----------|----------|-------------|---------|-------------|----------|------|
| Soot % | % | ASTM D7844* | >6 | 1.1 | 1.3 | 1.2 |
| Nitration | Abs/cm | ASTM D7624* | >20 | 9.7 | 10.7 | 10.2 |
| Sulfation | Abs/.1mm | ASTM D7415* | >30 | 21.5 | 22.8 | 22.9 |

FLUID DEGRADATION

| | method | limit/base | current | history1 | history2 | |
|-----------|----------|-------------|---------|-------------|----------|------|
| Oxidation | Abs/.1mm | ASTM D7414* | >25 | 16.8 | 18.2 | 17.9 |



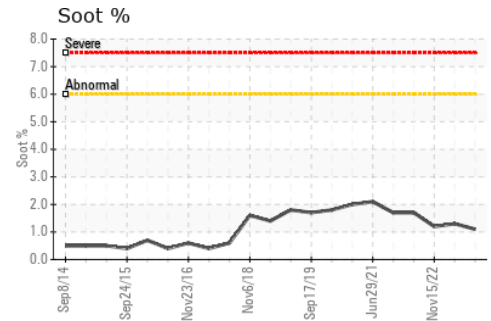
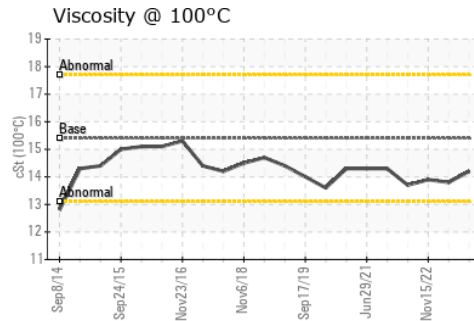
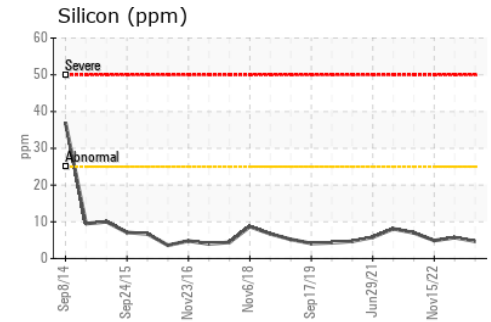
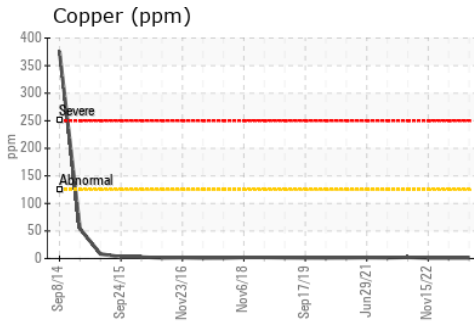
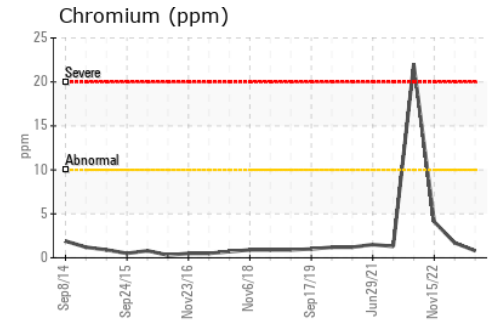
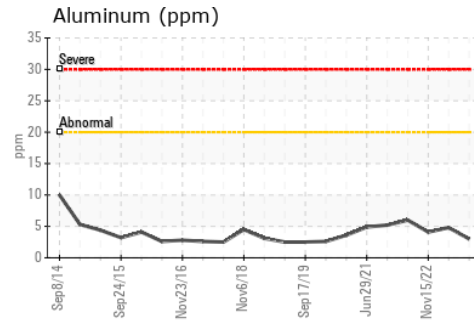
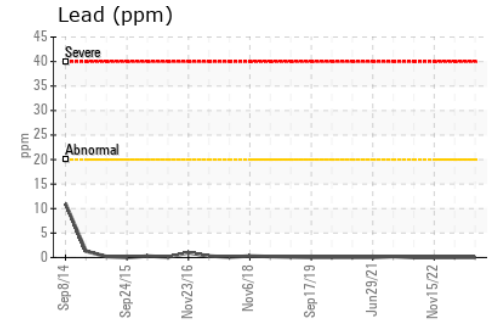
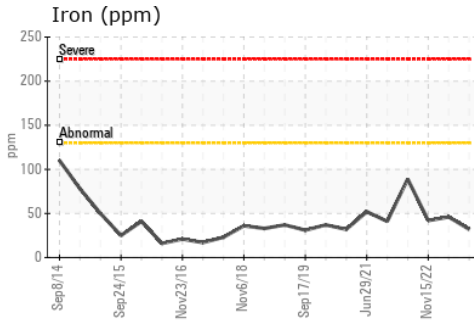
OIL ANALYSIS REPORT



| VISUAL | method | limit/base | current | history1 | history2 |
|------------------|--------|------------|---------|----------|----------|
| Emulsified Water | scalar | Visual* | >0.2 | NEG | NEG |
| Free Water | scalar | Visual* | | NEG | NEG |

| FLUID PROPERTIES | method | limit/base | current | history1 | history2 |
|------------------|--------|---------------|---------|-------------|----------|
| Visc @ 100°C | cSt | ASTM D7279(m) | 15.4 | 14.2 | 13.8 |

GRAPHS



Laboratory : WearCheck - C8-1175 Appleby Line, Burlington, ON L7L 5H9
Sample No. : GFL0097562 **Received** : 06 Nov 2023
Lab Number : **02594145** **Diagnosed** : 06 Nov 2023
Unique Number : 5671224 **Diagnostician** : Wes Davis
Test Package : MOB 1

GFL Environmental - 216
 15 Bermondsey Road, Building B
 Toronto, ON
 CA M4B 1Y9
 Contact: Tom Hatzioannidis
 thatzioannidis@gflenv.com
 T: (416)678-9340
 F:

To discuss this sample report, contact Customer Service at 1-800-268-2131.
 Test denoted (*) outside scope of accreditation, (m) method modified, (e) tested at external lab.
 Validity of results and interpretation are based on the sample and information as supplied.