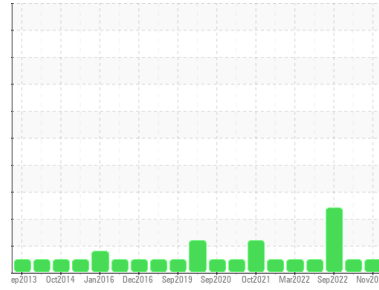




OIL ANALYSIS REPORT

Sample Rating Trend



NORMAL



Machine Id
7788

Component
Diesel Engine

Fluid
PETRO CANADA DURON SHP 15W40 (40 LTR)

DIAGNOSIS

Recommendation

Resample at the next service interval to monitor.

Wear

All component wear rates are normal.

Contamination

There is no indication of any contamination in the oil.

Fluid Condition

The condition of the oil is acceptable for the time in service.

SAMPLE INFORMATION

	method	limit/base	current	history1	history2
Sample Number	Client Info		GFL0099474	GFL0085260	WC0647866
Sample Date	Client Info		02 Nov 2023	06 Jun 2023	20 Sep 2022
Machine Age	kms	Client Info	120544	116529	0
Oil Age	kms	Client Info	0	102196	0
Oil Changed	Client Info		Changed	Changed	N/A
Sample Status			NORMAL	NORMAL	ABNORMAL

CONTAMINATION

	method	limit/base	current	history1	history2
Fuel	WC Method	>3.0	<1.0	<1.0	0.4
Glycol	WC Method		NEG	NEG	NEG

WEAR METALS

	method	limit/base	current	history1	history2	
Iron	ppm	ASTM D5185(m)	>165	28	42	48
Chromium	ppm	ASTM D5185(m)	>5	<1	1	1
Nickel	ppm	ASTM D5185(m)	>4	0	0	▲ 8
Titanium	ppm	ASTM D5185(m)	>2	0	<1	<1
Silver	ppm	ASTM D5185(m)	>2	<1	0	1
Aluminum	ppm	ASTM D5185(m)	>20	2	2	10
Lead	ppm	ASTM D5185(m)	>150	1	<1	<1
Copper	ppm	ASTM D5185(m)	>90	1	2	101
Tin	ppm	ASTM D5185(m)	>5	<1	<1	5
Antimony	ppm	ASTM D5185(m)		0	0	---
Vanadium	ppm	ASTM D5185(m)		0	0	<1
Beryllium	ppm	ASTM D5185(m)		0	0	---
Cadmium	ppm	ASTM D5185(m)		0	0	0

ADDITIVES

	method	limit/base	current	history1	history2	
Boron	ppm	ASTM D5185(m)	0	2	2	180
Barium	ppm	ASTM D5185(m)	0	<1	0	0
Molybdenum	ppm	ASTM D5185(m)	60	64	63	106
Manganese	ppm	ASTM D5185(m)	0	0	<1	5
Magnesium	ppm	ASTM D5185(m)	1010	987	965	677
Calcium	ppm	ASTM D5185(m)	1070	1076	1122	1437
Phosphorus	ppm	ASTM D5185(m)	1150	1028	1084	655
Zinc	ppm	ASTM D5185(m)	1270	1236	1203	825
Sulfur	ppm	ASTM D5185(m)	2060	2488	2508	2513
Lithium	ppm	ASTM D5185(m)		<1	<1	---

CONTAMINANTS

	method	limit/base	current	history1	history2	
Silicon	ppm	ASTM D5185(m)	>35	5	8	▲ 69
Sodium	ppm	ASTM D5185(m)		16	33	2
Potassium	ppm	ASTM D5185(m)	>20	1	3	17

INFRA-RED

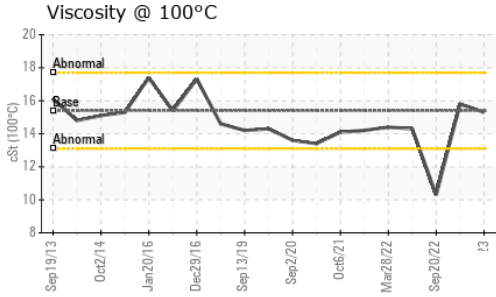
	method	limit/base	current	history1	history2	
Soot %	%	ASTM D7844*	>7.5	3.1	4.4	0.7
Nitration	Abs/cm	ASTM D7624*	>20	11.8	14.9	11.4
Sulfation	Abs/.1mm	ASTM D7415*	>30	26.9	31.9	26.4

FLUID DEGRADATION

	method	limit/base	current	history1	history2	
Oxidation	Abs/.1mm	ASTM D7414*	>25	18.0	20.8	23.7



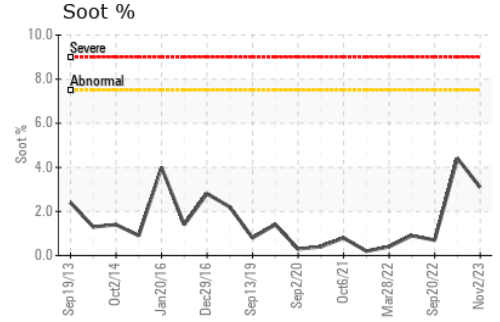
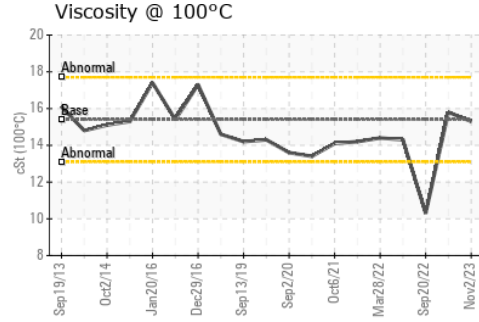
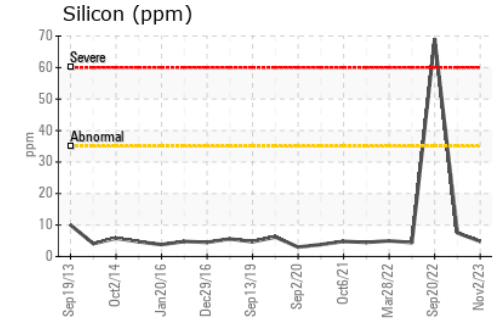
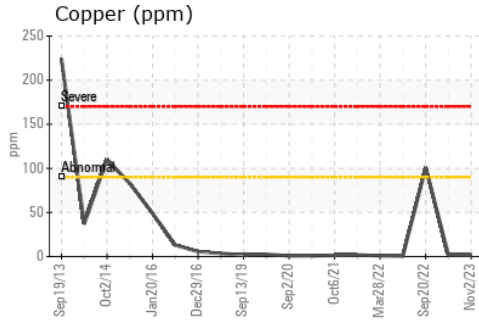
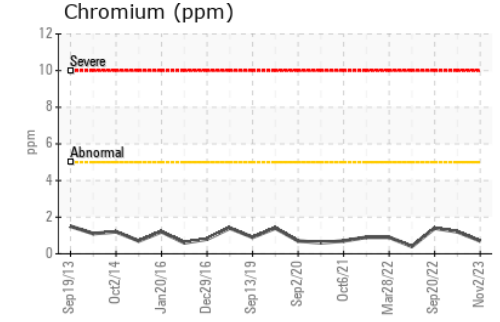
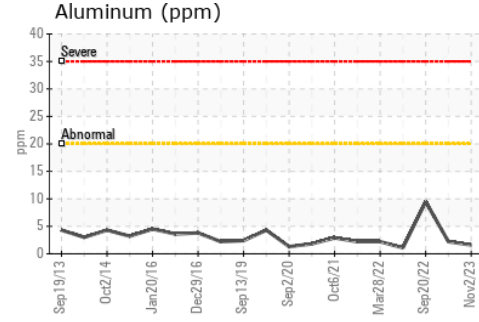
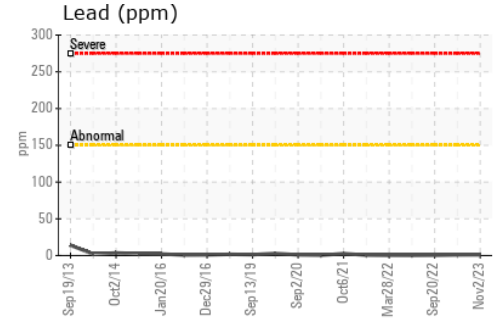
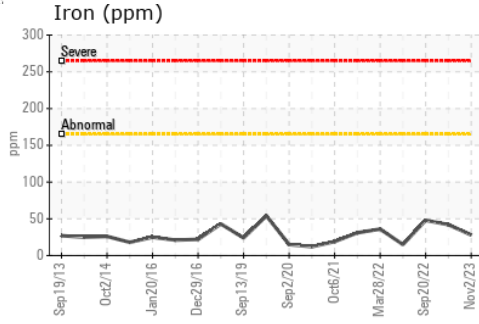
OIL ANALYSIS REPORT



VISUAL	method	limit/base	current	history1	history2
Emulsified Water	scalar	Visual*	>0.2	NEG	NEG
Free Water	scalar	Visual*		NEG	NEG

FLUID PROPERTIES	method	limit/base	current	history1	history2
Visc @ 100°C	cSt	ASTM D7279(m)	15.4	15.3	15.8

GRAPHS



Laboratory : WearCheck - C8-1175 Appleby Line, Burlington, ON L7L 5H9 **GFL Environmental - 225 - COT(D2)**
Sample No. : GFL0099474 **Received** : 06 Nov 2023
Lab Number : **02594415** **Diagnosed** : 06 Nov 2023
Unique Number : 5671494 **Diagnostician** : Wes Davis
Test Package : MOB 1

To discuss this sample report, contact Customer Service at 1-800-268-2131.
 Test denoted (*) outside scope of accreditation, (m) method modified, (e) tested at external lab.
 Validity of results and interpretation are based on the sample and information as supplied.

Contact: Rick Philip
 rphilip@gflenv.com
 T: (416)745-8080
 F: