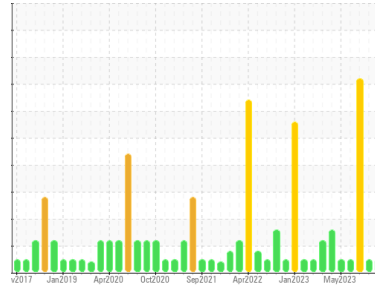


OIL ANALYSIS REPORT

Sample Rating Trend



NORMAL



Area
TEAM 3
Machine Id
165716

Component
Hydraulic System
Fluid

PETRO CANADA HYDREX AW 46 (75 GAL)

DIAGNOSIS

Recommendation

Resample at the next service interval to monitor.

Wear

All component wear rates are normal.

Contamination

There is no indication of any contamination in the oil.

Fluid Condition

The condition of the oil is acceptable for the time in service.

SAMPLE INFORMATION

	method	limit/base	current	history1	history2
Sample Number	Client Info		PC0074783	PC0069914	PC0069889
Sample Date	Client Info		25 Oct 2023	03 Oct 2023	27 Sep 2023
Machine Age	mths	Client Info	0	0	0
Oil Age	mths	Client Info	0	0	0
Oil Changed	Client Info		N/A	N/A	N/A
Sample Status			NORMAL	NORMAL	SEVERE

WEAR METALS

	method	limit/base	current	history1	history2
Iron	ppm	ASTM D5185(m) >20	3	4	4
Chromium	ppm	ASTM D5185(m) >20	0	0	<1
Nickel	ppm	ASTM D5185(m) >20	0	0	<1
Titanium	ppm	ASTM D5185(m)	0	0	0
Silver	ppm	ASTM D5185(m)	<1	<1	<1
Aluminum	ppm	ASTM D5185(m) >20	0	<1	0
Lead	ppm	ASTM D5185(m) >20	1	1	2
Copper	ppm	ASTM D5185(m) >20	10	11	11
Tin	ppm	ASTM D5185(m) >20	0	0	0
Antimony	ppm	ASTM D5185(m)	0	0	0
Vanadium	ppm	ASTM D5185(m)	0	0	0
Beryllium	ppm	ASTM D5185(m)	0	0	0
Cadmium	ppm	ASTM D5185(m)	0	0	0

ADDITIVES

	method	limit/base	current	history1	history2
Boron	ppm	ASTM D5185(m) 0	<1	<1	<1
Barium	ppm	ASTM D5185(m) 0	<1	<1	<1
Molybdenum	ppm	ASTM D5185(m) 0	0	0	0
Manganese	ppm	ASTM D5185(m) 0	0	0	0
Magnesium	ppm	ASTM D5185(m) 0	<1	<1	<1
Calcium	ppm	ASTM D5185(m) 50	29	29	29
Phosphorus	ppm	ASTM D5185(m) 330	322	327	331
Zinc	ppm	ASTM D5185(m) 430	357	358	363
Sulfur	ppm	ASTM D5185(m) 760	1225	1301	1332
Lithium	ppm	ASTM D5185(m)	<1	<1	<1

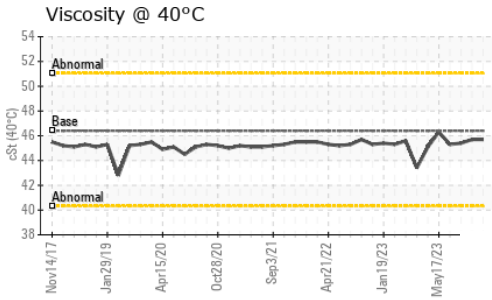
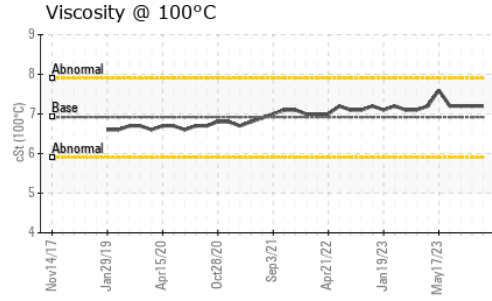
CONTAMINANTS

	method	limit/base	current	history1	history2
Silicon	ppm	ASTM D5185(m) >15	<1	<1	<1
Sodium	ppm	ASTM D5185(m)	<1	<1	<1
Potassium	ppm	ASTM D5185(m) >20	0	0	0

VISUAL

	method	limit/base	current	history1	history2
White Metal	scalar	Visual* NONE	NONE	NONE	NONE
Yellow Metal	scalar	Visual* NONE	NONE	NONE	NONE
Precipitate	scalar	Visual* NONE	NONE	NONE	NONE
Silt	scalar	Visual* NONE	NONE	NONE	NONE
Debris	scalar	Visual* NONE	NONE	NONE	VLITE
Sand/Dirt	scalar	Visual* NONE	NONE	NONE	NONE
Appearance	scalar	Visual* NORML	NORML	NORML	NORML
Odor	scalar	Visual* NORML	NORML	NORML	NORML
Emulsified Water	scalar	Visual* >0.05	NEG	NEG	NEG
Free Water	scalar	Visual*	NEG	NEG	NEG


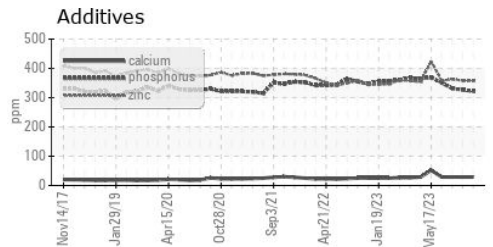
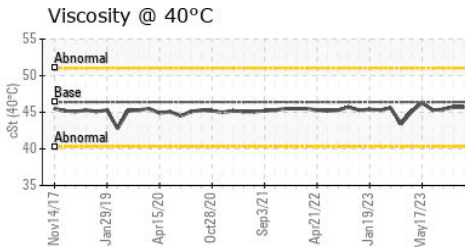
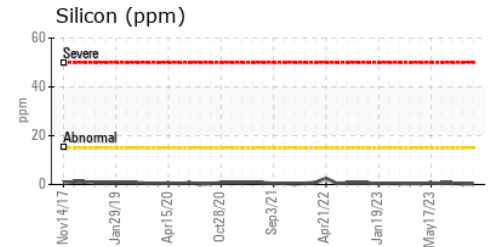
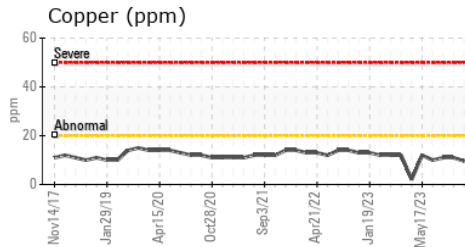
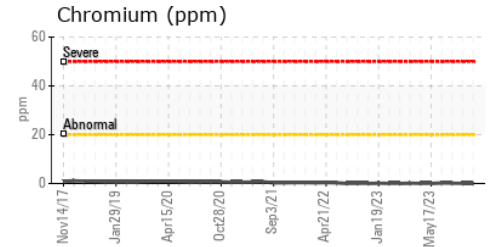
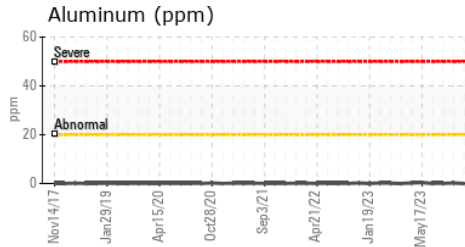
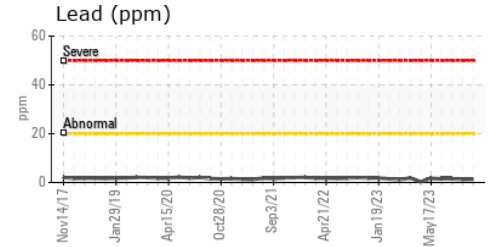
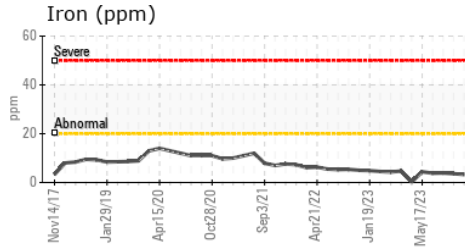
OIL ANALYSIS REPORT



FLUID PROPERTIES		method	limit/base	current	history1	history2
Visc @ 40°C	cSt	ASTM D7279(m)	46.4	45.7	45.7	45.4
Visc @ 100°C	cSt	ASTM D7279(m)	6.92	7.2	7.2	7.2
Viscosity Index (VI)	Scale	ASTM D2270*	104	117	117	119

SAMPLE IMAGES		method	limit/base	current	history1	history2
Color						
Bottom						

GRAPHS



Laboratory : WearCheck - C8-1175 Appleby Line, Burlington, ON L7L 5H9
Sample No. : PC0074783
Lab Number : 02595014
Unique Number : 5672093
Test Package : MOB 1 (Additional Tests: KV100, VI)

Dryden Fibre
 Box 3001, 1 Duke Street
 Dryden, ON
 CA P8N 2Z7
 Contact: Adebukola Adekanye
 AADEKANYE@DRYDENFIBRE.CA
 T: (807)223-9950
 F: (807)223-9176

*To discuss this sample report, contact Customer Service at 1-800-268-2131.
 Test denoted (*) outside scope of accreditation, (m) method modified, (e) tested at external lab.
 Validity of results and interpretation are based on the sample and information as supplied.*