



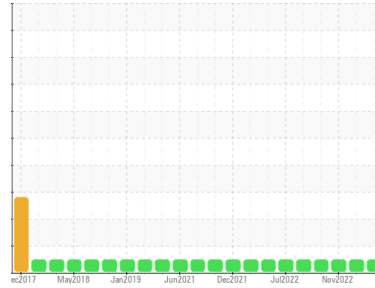
OIL ANALYSIS REPORT

Sample Rating Trend

NORMAL



Machine Id
401035
 Component
Diesel Engine
 Fluid
PETRO CANADA DURON SHP 10W30 (--- LTR)



DIAGNOSIS

Recommendation

Resample at the next service interval to monitor.

Wear

All component wear rates are normal.

Contamination

There is no indication of any contamination in the oil.

Fluid Condition

The condition of the oil is acceptable for the time in service.

SAMPLE INFORMATION

	method	limit/base	current	history1	history2
Sample Number	Client Info		GFL0097600	GFL0072847	GFL0059961
Sample Date	Client Info		31 Oct 2023	16 Mar 2023	20 Nov 2022
Machine Age	hrs	Client Info	16581	14906	13099
Oil Age	hrs	Client Info	550	0	0
Oil Changed	Client Info		Changed	Changed	N/A
Sample Status			NORMAL	NORMAL	NORMAL

CONTAMINATION

	method	limit/base	current	history1	history2
Fuel	WC Method	>3.0	<1.0	<1.0	<1.0
Glycol	WC Method		NEG	NEG	NEG

WEAR METALS

	method	limit/base	current	history1	history2	
Iron	ppm	ASTM D5185(m)	>120	6	7	6
Chromium	ppm	ASTM D5185(m)	>20	0	0	0
Nickel	ppm	ASTM D5185(m)	>5	<1	2	1
Titanium	ppm	ASTM D5185(m)	>2	0	<1	0
Silver	ppm	ASTM D5185(m)	>2	<1	0	0
Aluminum	ppm	ASTM D5185(m)	>20	2	2	2
Lead	ppm	ASTM D5185(m)	>40	2	<1	2
Copper	ppm	ASTM D5185(m)	>330	<1	1	<1
Tin	ppm	ASTM D5185(m)	>15	0	<1	<1
Antimony	ppm	ASTM D5185(m)		0	<1	0
Vanadium	ppm	ASTM D5185(m)		0	0	0
Beryllium	ppm	ASTM D5185(m)		0	0	0
Cadmium	ppm	ASTM D5185(m)		0	0	0

ADDITIVES

	method	limit/base	current	history1	history2	
Boron	ppm	ASTM D5185(m)	2	2	4	7
Barium	ppm	ASTM D5185(m)	0	0	0	0
Molybdenum	ppm	ASTM D5185(m)	50	60	60	59
Manganese	ppm	ASTM D5185(m)	0	0	<1	<1
Magnesium	ppm	ASTM D5185(m)	950	974	952	944
Calcium	ppm	ASTM D5185(m)	1050	1050	1127	1087
Phosphorus	ppm	ASTM D5185(m)	995	974	1064	1053
Zinc	ppm	ASTM D5185(m)	1180	1211	1183	1148
Sulfur	ppm	ASTM D5185(m)	2600	2435	2564	2491
Lithium	ppm	ASTM D5185(m)		<1	<1	<1

CONTAMINANTS

	method	limit/base	current	history1	history2	
Silicon	ppm	ASTM D5185(m)	>25	3	2	3
Sodium	ppm	ASTM D5185(m)		3	2	4
Potassium	ppm	ASTM D5185(m)	>20	1	<1	<1

INFRA-RED

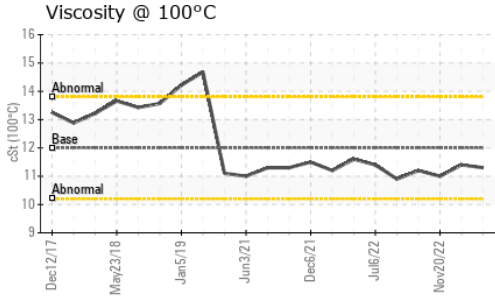
	method	limit/base	current	history1	history2	
Soot %	%	ASTM D7844*	>4	0.3	0.1	0.2
Nitration	Abs/cm	ASTM D7624*	>20	7.8	8.5	7.8
Sulfation	Abs/.1mm	ASTM D7415*	>30	20.4	19.9	20.5

FLUID DEGRADATION

	method	limit/base	current	history1	history2	
Oxidation	Abs/.1mm	ASTM D7414*	>25	16.2	15.5	15.9



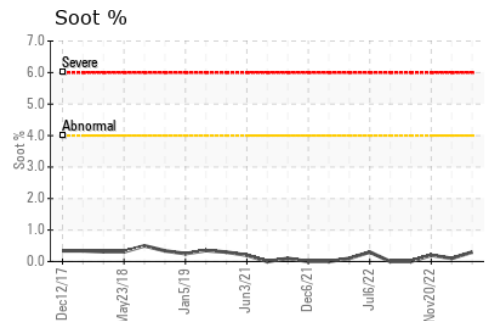
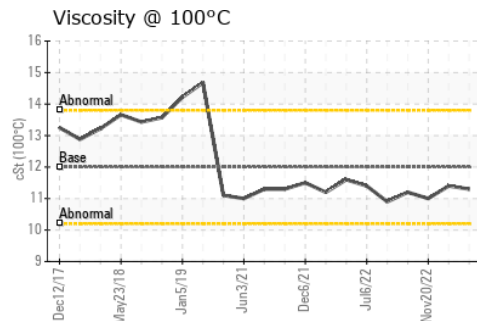
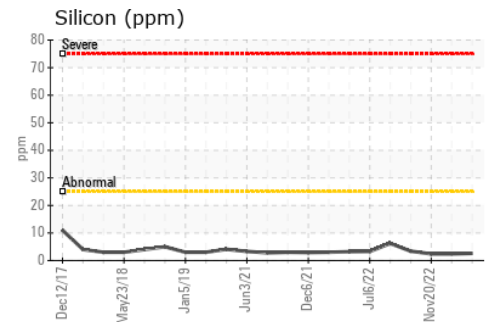
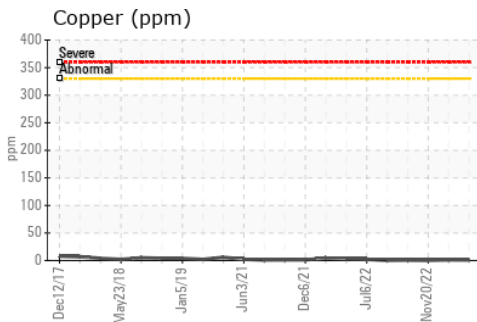
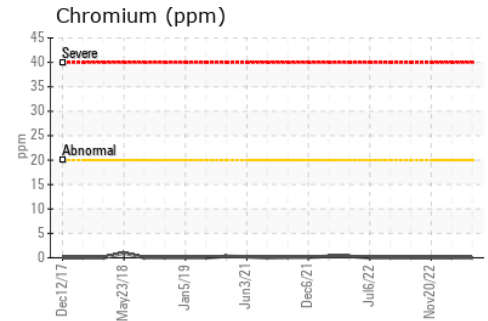
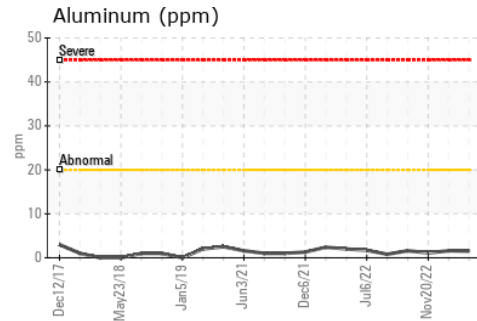
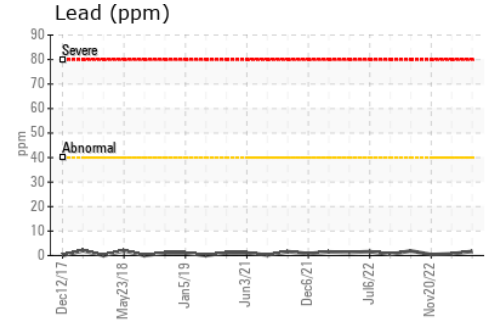
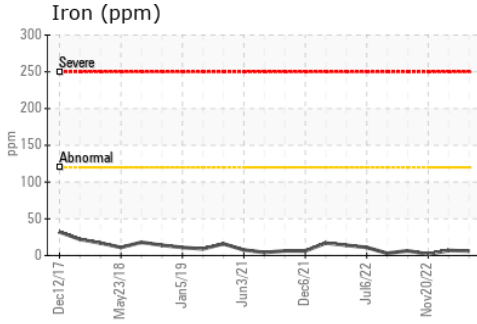
OIL ANALYSIS REPORT



VISUAL	method	limit/base	current	history1	history2
Emulsified Water	scalar	Visual*	>0.2	NEG	NEG
Free Water	scalar	Visual*		NEG	NEG

FLUID PROPERTIES	method	limit/base	current	history1	history2
Visc @ 100°C	cSt	ASTM D7279(m)	12.00	11.3	11.4

GRAPHS



Laboratory : WearCheck - C8-1175 Appleby Line, Burlington, ON L7L 5H9 **GFL Environmental - 554 - Edmonton SW**
Sample No. : GFL0097600 **Received** : 13 Nov 2023 **8409 -15th Street NW**
Lab Number : 02595712 **Diagnosed** : 13 Nov 2023 **Edmonton, AB**
Unique Number : 5672791 **Diagnostician** : Wes Davis **CA T6P 0B8**
Test Package : MOB 1 **Contact:** Tim Greig **tgreig@gflenv.com**
T: (780)231-0521
F:

To discuss this sample report, contact Customer Service at 1-800-268-2131.
 Test denoted (*) outside scope of accreditation, (m) method modified, (e) tested at external lab.
 Validity of results and interpretation are based on the sample and information as supplied.