



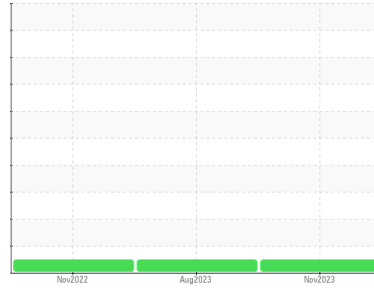
OIL ANALYSIS REPORT

Sample Rating Trend

NORMAL



Machine Id
OR870
 Component
Transmission (Manual)
 Fluid
PETRO CANADA PRODURO TO-4 SAE 30 (--- GAL)



DIAGNOSIS

Recommendation

Resample at the next service interval to monitor.

Wear

All component wear rates are normal.

Contamination

There is no indication of any contamination in the fluid.

Fluid Condition

The condition of the fluid is acceptable for the time in service.

SAMPLE INFORMATION

	method	limit/base	current	history1	history2
Sample Number	Client Info		GFL0076989	GFL0054635	GFL0054594
Sample Date	Client Info		18 Nov 2023	02 Aug 2023	09 Nov 2022
Machine Age	hrs	Client Info	24572	24031	22711
Oil Age	hrs	Client Info	532	50	2000
Oil Changed	Client Info		Not Chngd	Not Chngd	Changed
Sample Status			NORMAL	NORMAL	NORMAL

CONTAMINATION

	method	limit/base	current	history1	history2
Water	WC Method	>0.1	NEG	NEG	NEG

WEAR METALS

	method	limit/base	current	history1	history2	
Iron	ppm	ASTM D5185(m)	>200	5	5	17
Chromium	ppm	ASTM D5185(m)	>5	0	0	0
Nickel	ppm	ASTM D5185(m)	>5	0	<1	0
Titanium	ppm	ASTM D5185(m)		0	0	<1
Silver	ppm	ASTM D5185(m)	>7	1	<1	1
Aluminum	ppm	ASTM D5185(m)	>25	1	1	1
Lead	ppm	ASTM D5185(m)	>45	2	2	<1
Copper	ppm	ASTM D5185(m)	>225	75	77	2
Tin	ppm	ASTM D5185(m)	>10	0	0	0
Antimony	ppm	ASTM D5185(m)		0	0	<1
Vanadium	ppm	ASTM D5185(m)		0	0	0
Beryllium	ppm	ASTM D5185(m)		0	0	0
Cadmium	ppm	ASTM D5185(m)		0	0	0

ADDITIVES

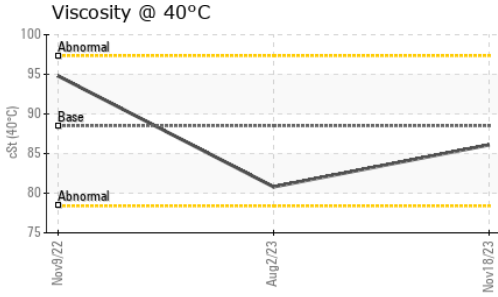
	method	limit/base	current	history1	history2	
Boron	ppm	ASTM D5185(m)	2	2	<1	5
Barium	ppm	ASTM D5185(m)	0	<1	0	0
Molybdenum	ppm	ASTM D5185(m)	0	0	<1	2
Manganese	ppm	ASTM D5185(m)	9	0	<1	<1
Magnesium	ppm	ASTM D5185(m)	1	11	11	24
Calcium	ppm	ASTM D5185(m)	3131	2903	3079	4174
Phosphorus	ppm	ASTM D5185(m)	1194	975	1109	944
Zinc	ppm	ASTM D5185(m)	1281	1190	1224	1056
Sulfur	ppm	ASTM D5185(m)	3811	5156	5402	3312
Lithium	ppm	ASTM D5185(m)		<1	<1	<1

CONTAMINANTS

	method	limit/base	current	history1	history2	
Silicon	ppm	ASTM D5185(m)	>125	4	4	5
Sodium	ppm	ASTM D5185(m)		1	<1	1
Potassium	ppm	ASTM D5185(m)	>20	<1	<1	<1




OIL ANALYSIS REPORT



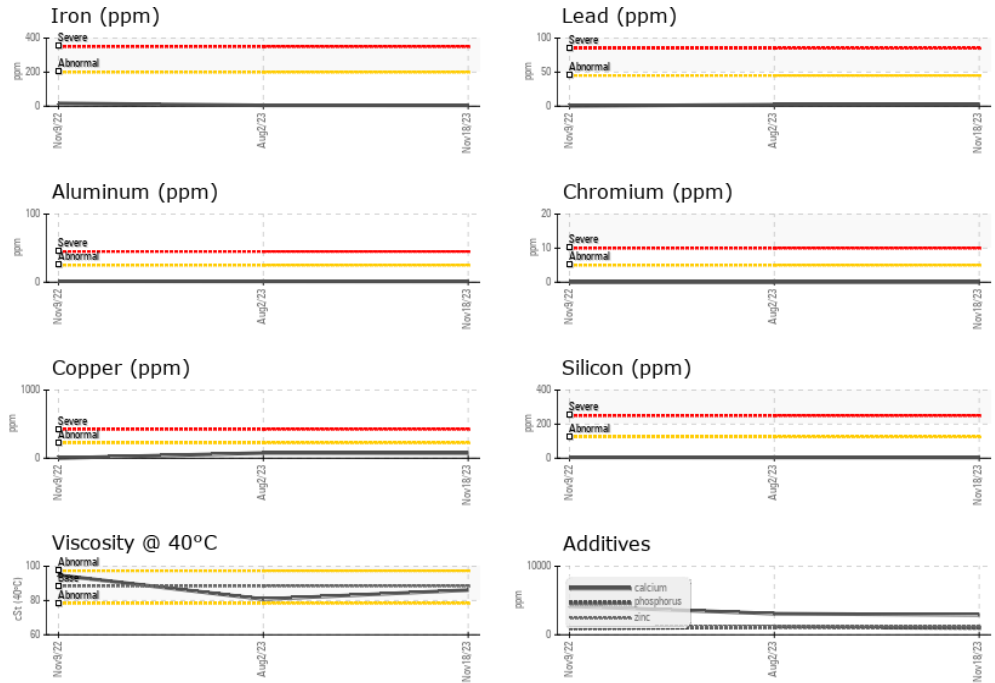
VISUAL	method	limit/base	current	history1	history2
White Metal	scalar	Visual*	NONE	NONE	NONE
Yellow Metal	scalar	Visual*	NONE	NONE	NONE
Precipitate	scalar	Visual*	NONE	NONE	NONE
Silt	scalar	Visual*	NONE	NONE	NONE
Debris	scalar	Visual*	NONE	NONE	VLITE
Sand/Dirt	scalar	Visual*	NONE	NONE	NONE
Appearance	scalar	Visual*	NORML	NORML	NORML
Odor	scalar	Visual*	NORML	NORML	NORML
Emulsified Water	scalar	Visual*	>0.1	NEG	NEG
Free Water	scalar	Visual*		NEG	NEG

FLUID PROPERTIES	method	limit/base	current	history1	history2	
Visc @ 40°C	cSt	ASTM D7279(m)	88.5	86.1	80.8	94.8

SAMPLE IMAGES	method	limit/base	current	history1	history2
---------------	--------	------------	---------	----------	----------



GRAPHS



Laboratory : WearCheck - C8-1175 Appleby Line, Burlington, ON L7L 5H9 GFL Environmental - 575 - Squamish Hauling
Sample No. : GFL0076989 **Received** : 05 Dec 2023 38950 Queens Way,
Lab Number : **02601005** **Diagnosed** : 05 Dec 2023 Squamish, BC
Unique Number : 5694090 **Diagnostician** : Wes Davis CA V8B 0K8
Test Package : MOB 1

To discuss this sample report, contact Customer Service at 1-800-268-2131.
 Test denoted (*) outside scope of accreditation, (m) method modified, (e) tested at external lab.
 Validity of results and interpretation are based on the sample and information as supplied.

Contact: Dean Imbeau
 dimbeau@gflenv.com
 T: (604)892-5604
 F: (604)892-5238