



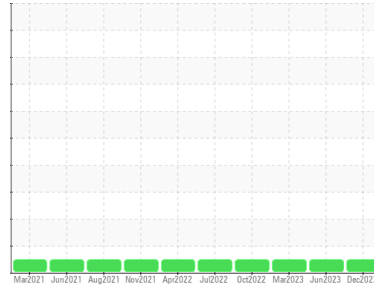
OIL ANALYSIS REPORT

Sample Rating Trend

NORMAL



Area
GFL252
 Machine Id
401146
 Component
Diesel Engine
 Fluid
PETRO CANADA DURON SHP 15W40 (--- LTR)



DIAGNOSIS

Recommendation

Resample at the next service interval to monitor.

Wear

All component wear rates are normal.

Contamination

There is no indication of any contamination in the oil.

Fluid Condition

The condition of the oil is acceptable for the time in service.

SAMPLE INFORMATION

	method	limit/base	current	history1	history2
Sample Number	Client Info		GFL0101401	GFL0071500	GFL0071484
Sample Date	Client Info		08 Dec 2023	30 Jun 2023	20 Mar 2023
Machine Age	hrs	Client Info	198596	172176	172176
Oil Age	hrs	Client Info	0	0	0
Oil Changed	Client Info		Changed	Changed	Changed
Sample Status			NORMAL	NORMAL	NORMAL

CONTAMINATION

	method	limit/base	current	history1	history2
Fuel	WC Method	>3.0	<1.0	2	<1.0
Water	WC Method	>0.2	NEG	NEG	NEG
Glycol	WC Method		NEG	NEG	NEG

WEAR METALS

	method	limit/base	current	history1	history2	
Iron	ppm	ASTM D5185(m)	>120	13	15	13
Chromium	ppm	ASTM D5185(m)	>20	<1	<1	<1
Nickel	ppm	ASTM D5185(m)	>5	<1	<1	<1
Titanium	ppm	ASTM D5185(m)	>2	0	0	<1
Silver	ppm	ASTM D5185(m)	>2	<1	<1	0
Aluminum	ppm	ASTM D5185(m)	>20	2	3	2
Lead	ppm	ASTM D5185(m)	>40	<1	<1	<1
Copper	ppm	ASTM D5185(m)	>330	6	2	6
Tin	ppm	ASTM D5185(m)	>15	0	<1	<1
Antimony	ppm	ASTM D5185(m)		0	0	<1
Vanadium	ppm	ASTM D5185(m)		0	0	0
Beryllium	ppm	ASTM D5185(m)		0	0	0
Cadmium	ppm	ASTM D5185(m)		0	0	0

ADDITIVES

	method	limit/base	current	history1	history2	
Boron	ppm	ASTM D5185(m)	0	3	2	3
Barium	ppm	ASTM D5185(m)	0	<1	0	0
Molybdenum	ppm	ASTM D5185(m)	60	61	59	60
Manganese	ppm	ASTM D5185(m)	0	0	<1	<1
Magnesium	ppm	ASTM D5185(m)	1010	961	1002	997
Calcium	ppm	ASTM D5185(m)	1070	1040	1040	1144
Phosphorus	ppm	ASTM D5185(m)	1150	933	1015	1089
Zinc	ppm	ASTM D5185(m)	1270	1198	1202	1225
Sulfur	ppm	ASTM D5185(m)	2060	2101	2239	2479
Lithium	ppm	ASTM D5185(m)		<1	<1	<1

CONTAMINANTS

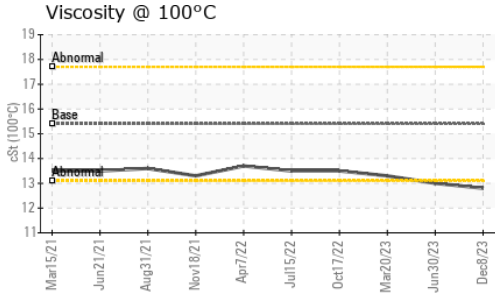
	method	limit/base	current	history1	history2	
Silicon	ppm	ASTM D5185(m)	>25	3	5	3
Sodium	ppm	ASTM D5185(m)		7	5	4
Potassium	ppm	ASTM D5185(m)	>20	2	4	2

INFRA-RED

	method	limit/base	current	history1	history2	
Soot %	%	ASTM D7844*	>4	0.3	0.3	0.2
Nitration	Abs/cm	ASTM D7624*	>20	8.6	8.9	9.1
Sulfation	Abs./1mm	ASTM D7415*	>30	20.7	20.9	22.8



OIL ANALYSIS REPORT



FLUID DEGRADATION

method	limit/base	current	history1	history2
Oxidation	Abs.:1mm ASTM D7414*	>25	17.5	16.6

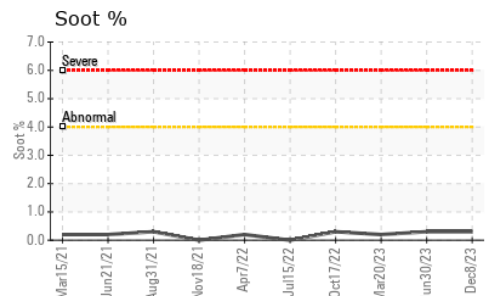
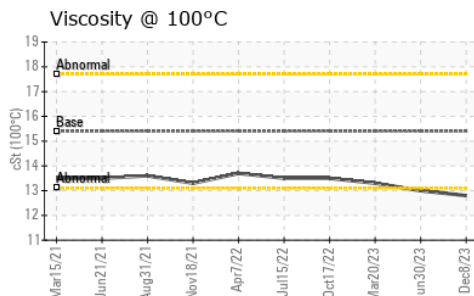
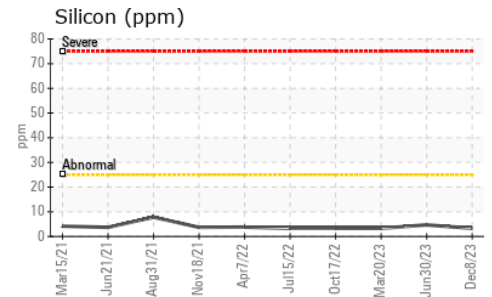
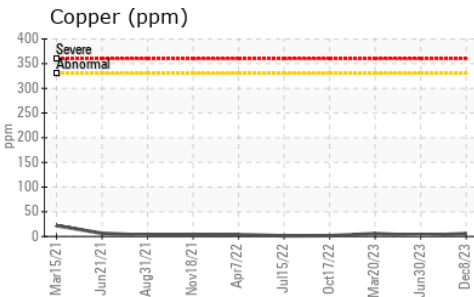
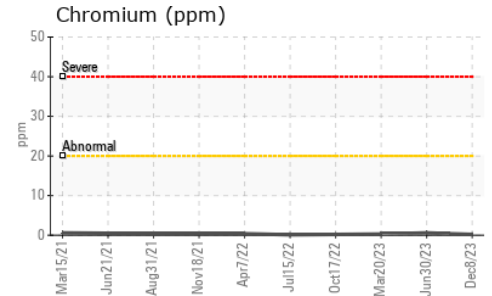
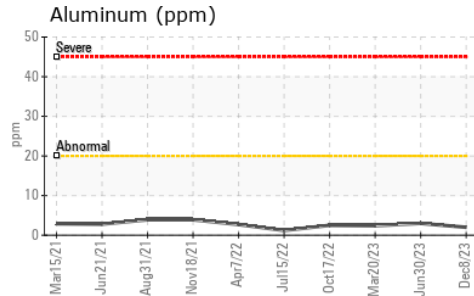
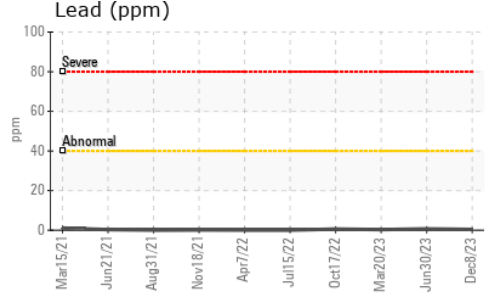
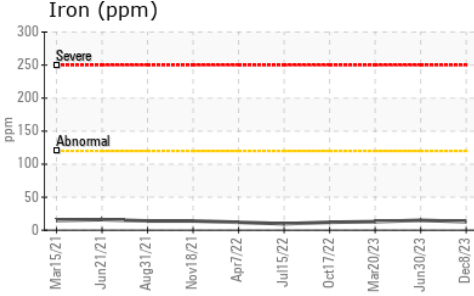
VISUAL

method	limit/base	current	history1	history2
Emulsified Water	scalar Visual*	>0.2	NEG	NEG
Free Water	scalar Visual*	NEG	NEG	NEG

FLUID PROPERTIES

method	limit/base	current	history1	history2
Visc @ 100°C	cSt ASTM D7279(m)	15.4	12.8	13.0

GRAPHS



Laboratory : WearCheck - C8-1175 Appleby Line, Burlington, ON L7L 5H9
 Sample No. : GFL0101401 Received : 14 Dec 2023
 Lab Number : 02603086 Diagnosed : 14 Dec 2023
 Unique Number : 5696171 Diagnostician : Kevin Marson
 Test Package : MOB 1

GFL Environmental - 216
 15 Bermondsey Road
 Toronto, ON
 CA M4B 1Y9
 Contact: Tom Hatzioannidis
 thatzioannidis@gflenv.com
 T: (416)678-9340
 F:

To discuss this sample report, contact Customer Service at 1-800-268-2131.
 Test denoted (*) outside scope of accreditation, (m) method modified, (e) tested at external lab.
 Validity of results and interpretation are based on the sample and information as supplied.