



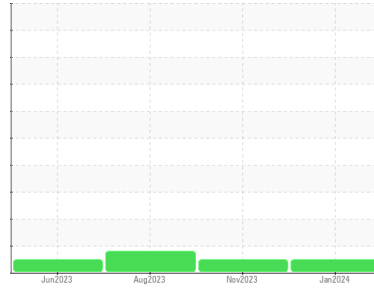
OIL ANALYSIS REPORT

Sample Rating Trend

NORMAL



Machine Id
413152
Component
Diesel Engine
Fluid
PETRO CANADA DURON SHP 10W30 (--- LTR)



DIAGNOSIS

Recommendation

Resample at the next service interval to monitor.

Wear

All component wear rates are normal.

Contamination

There is no indication of any contamination in the oil.

Fluid Condition

The condition of the oil is acceptable for the time in service.

SAMPLE INFORMATION

	method	limit/base	current	history1	history2
Sample Number	Client Info		GFL0102647	GFL0097604	GFL0090599
Sample Date	Client Info		14 Jan 2024	12 Nov 2023	23 Aug 2023
Machine Age	hrs	Client Info	2173	1662	1146
Oil Age	hrs	Client Info	0	0	0
Oil Changed	Client Info		N/A	N/A	Changed
Sample Status			NORMAL	NORMAL	ABNORMAL

CONTAMINATION

	method	limit/base	current	history1	history2
Fuel	WC Method	>3.0	<1.0	<1.0	<1.0
Water	WC Method	>0.2	NEG	NEG	NEG
Glycol	WC Method		NEG	NEG	NEG

WEAR METALS

	method	limit/base	current	history1	history2	
Iron	ppm	ASTM D5185(m)	>120	14	16	19
Chromium	ppm	ASTM D5185(m)	>20	<1	<1	<1
Nickel	ppm	ASTM D5185(m)	>5	2	1	1
Titanium	ppm	ASTM D5185(m)	>2	0	0	0
Silver	ppm	ASTM D5185(m)	>2	<1	1	1
Aluminum	ppm	ASTM D5185(m)	>20	2	2	2
Lead	ppm	ASTM D5185(m)	>40	<1	4	12
Copper	ppm	ASTM D5185(m)	>330	36	179	▲ 457
Tin	ppm	ASTM D5185(m)	>15	<1	<1	1
Antimony	ppm	ASTM D5185(m)		0	0	0
Vanadium	ppm	ASTM D5185(m)		0	0	0
Beryllium	ppm	ASTM D5185(m)		0	0	0
Cadmium	ppm	ASTM D5185(m)		0	0	0

ADDITIVES

	method	limit/base	current	history1	history2	
Boron	ppm	ASTM D5185(m)	2	2	8	15
Barium	ppm	ASTM D5185(m)	0	0	<1	0
Molybdenum	ppm	ASTM D5185(m)	50	60	62	65
Manganese	ppm	ASTM D5185(m)	0	0	<1	1
Magnesium	ppm	ASTM D5185(m)	950	970	938	928
Calcium	ppm	ASTM D5185(m)	1050	1077	1067	1097
Phosphorus	ppm	ASTM D5185(m)	995	1024	961	1011
Zinc	ppm	ASTM D5185(m)	1180	1185	1178	1124
Sulfur	ppm	ASTM D5185(m)	2600	2642	2339	2281
Lithium	ppm	ASTM D5185(m)		<1	<1	<1

CONTAMINANTS

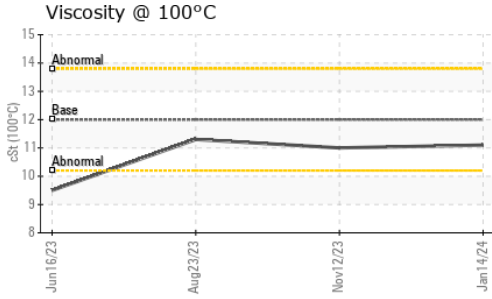
	method	limit/base	current	history1	history2	
Silicon	ppm	ASTM D5185(m)	>25	5	6	14
Sodium	ppm	ASTM D5185(m)		1	1	2
Potassium	ppm	ASTM D5185(m)	>20	2	1	4

INFRA-RED

	method	limit/base	current	history1	history2	
Soot %	%	ASTM D7844*	>4	0.2	0.3	0.3
Nitration	Abs/cm	ASTM D7624*	>20	8.6	8.7	9.2
Sulfation	Abs./1mm	ASTM D7415*	>30	20.2	20.2	21.9



OIL ANALYSIS REPORT



FLUID DEGRADATION

	method	limit/base	current	history1	history2
Oxidation	Abs./1mm	ASTM D7414*	>25	16.2	15.9

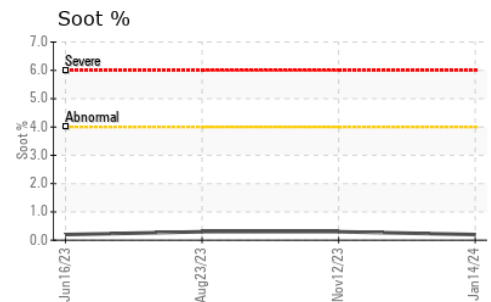
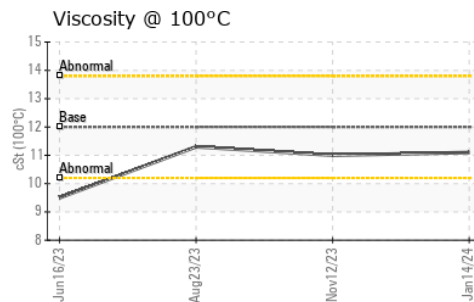
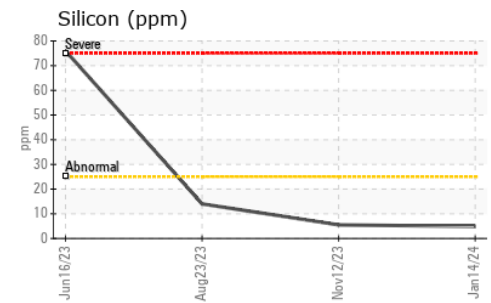
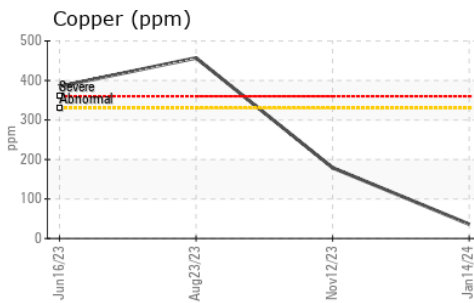
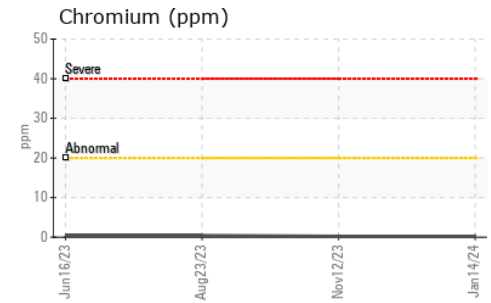
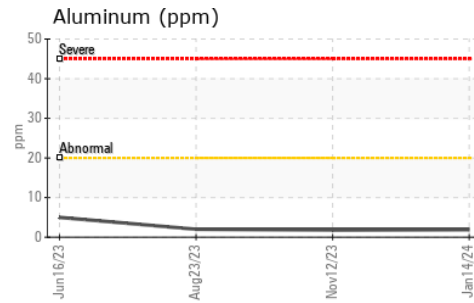
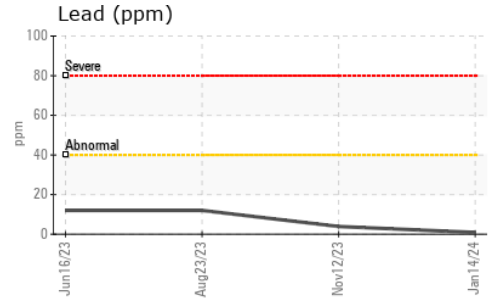
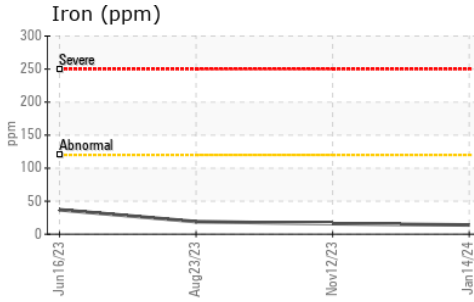
VISUAL

	method	limit/base	current	history1	history2
Emulsified Water	scalar	Visual*	>0.2	NEG	NEG
Free Water	scalar	Visual*		NEG	NEG

FLUID PROPERTIES

	method	limit/base	current	history1	history2
Visc @ 100°C	cSt	ASTM D7279(m)	12.00	11.1	11.0

GRAPHS



Laboratory : WearCheck - C8-1175 Appleby Line, Burlington, ON L7L 5H9 GFL Environmental - 554 - Edmonton SW
Sample No. : GFL0102647 **Received** : 22 Jan 2024
Lab Number : 02610177 **Diagnosed** : 22 Jan 2024
Unique Number : 5711263 **Diagnostician** : Wes Davis
Test Package : MOB 1

To discuss this sample report, contact Customer Service at 1-800-268-2131.
 Test denoted (*) outside scope of accreditation, (m) method modified, (e) tested at external lab.
 Validity of results and interpretation are based on the sample and information as supplied.

8409 -15th Street NW
 Edmonton, AB
 CA T6P 0B8
 Contact: Tim Greig
 tgreig@gflenv.com
 T: (780)231-0521
 F: