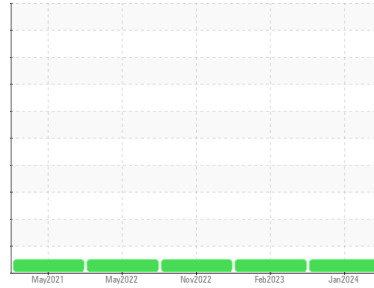




OIL ANALYSIS REPORT

Sample Rating Trend

NORMAL



Machine Id
830012
 Component
Natural Gas Engine
 Fluid
PETRO CANADA DURON GEO LD 15W40 (--- GAL)

DIAGNOSIS

Recommendation

Resample at the next service interval to monitor.

Wear

All component wear rates are normal.

Contamination

There is no indication of any contamination in the oil.

Fluid Condition

The condition of the oil is acceptable for the time in service.

SAMPLE INFORMATION

	method	limit/base	current	history1	history2
Sample Number	Client Info		GFL0102636	GFL0064105	GFL
Sample Date	Client Info		08 Jan 2024	16 Feb 2023	20 Nov 2022
Machine Age	hrs	Client Info	9150	0	6536
Oil Age	hrs	Client Info	0	7037	0
Oil Changed	Client Info		Changed	N/A	N/A
Sample Status			NORMAL	NORMAL	NORMAL

CONTAMINATION

	method	limit/base	current	history1	history2
Water	WC Method	>0.1	NEG	NEG	NEG

WEAR METALS

	method	limit/base	current	history1	history2
Iron	ppm	ASTM D5185(m) >50	12	12	22
Chromium	ppm	ASTM D5185(m) >4	<1	<1	1
Nickel	ppm	ASTM D5185(m) >2	<1	<1	<1
Titanium	ppm	ASTM D5185(m)	0	<1	<1
Silver	ppm	ASTM D5185(m) >3	0	0	0
Aluminum	ppm	ASTM D5185(m) >9	2	2	3
Lead	ppm	ASTM D5185(m) >30	<1	2	7
Copper	ppm	ASTM D5185(m) >35	1	<1	1
Tin	ppm	ASTM D5185(m) >4	<1	<1	<1
Antimony	ppm	ASTM D5185(m)	0	0	<1
Vanadium	ppm	ASTM D5185(m)	0	0	0
Beryllium	ppm	ASTM D5185(m)	0	0	0
Cadmium	ppm	ASTM D5185(m)	0	0	0

ADDITIVES

	method	limit/base	current	history1	history2
Boron	ppm	ASTM D5185(m) 50	23	13	12
Barium	ppm	ASTM D5185(m) 5	3	0	0
Molybdenum	ppm	ASTM D5185(m) 50	48	55	61
Manganese	ppm	ASTM D5185(m) 0	2	<1	1
Magnesium	ppm	ASTM D5185(m) 560	537	586	731
Calcium	ppm	ASTM D5185(m) 1510	1520	1746	1942
Phosphorus	ppm	ASTM D5185(m) 780	712	796	1055
Zinc	ppm	ASTM D5185(m) 870	817	965	1125
Sulfur	ppm	ASTM D5185(m) 2040	2051	2060	2182
Lithium	ppm	ASTM D5185(m)	<1	<1	<1

CONTAMINANTS

	method	limit/base	current	history1	history2
Silicon	ppm	ASTM D5185(m) >+100	17	5	13
Sodium	ppm	ASTM D5185(m)	7	13	10
Potassium	ppm	ASTM D5185(m) >20	1	0	<1

INFRA-RED

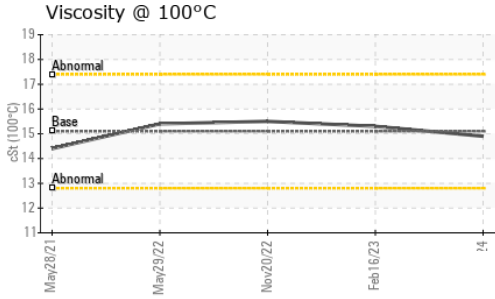
	method	limit/base	current	history1	history2
Soot %	%	ASTM D7844*	0	0	0
Nitration	Abs/cm	ASTM D7624*	7.8	6.3	14.3
Sulfation	Abs./1mm	ASTM D7415*	19.3	17.3	27.6

FLUID DEGRADATION

	method	limit/base	current	history1	history2
Oxidation	Abs./1mm	ASTM D7414*	16.5	10.3	23.0



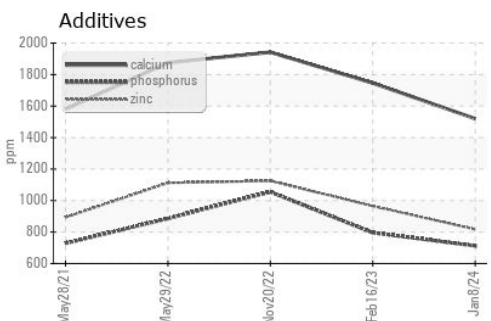
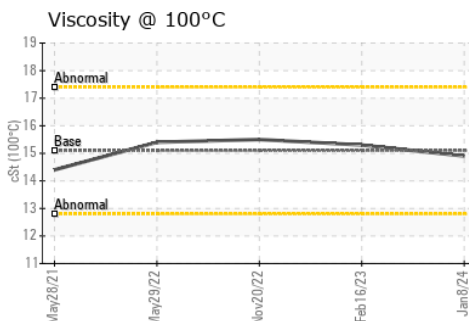
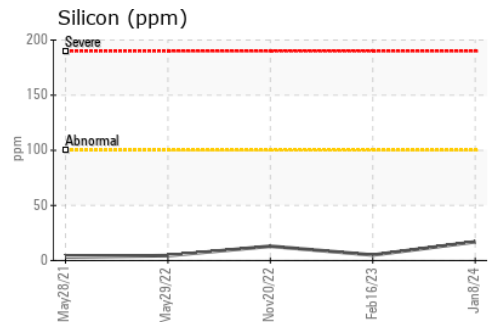
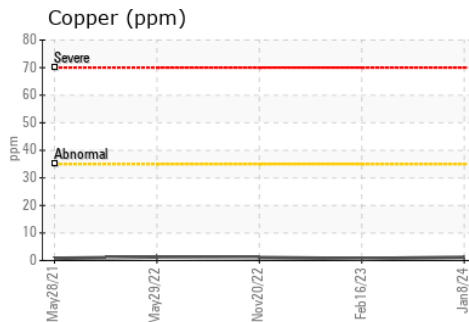
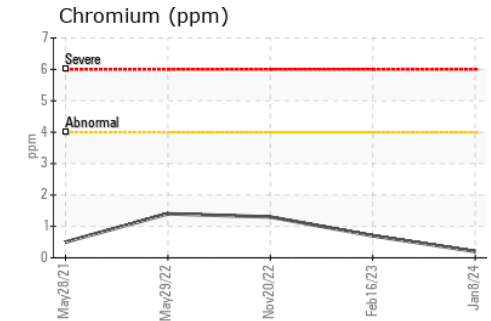
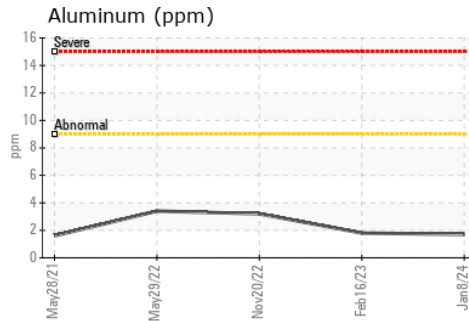
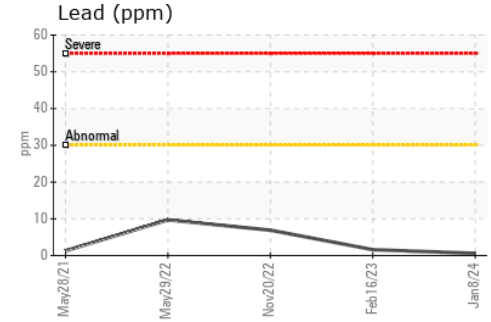
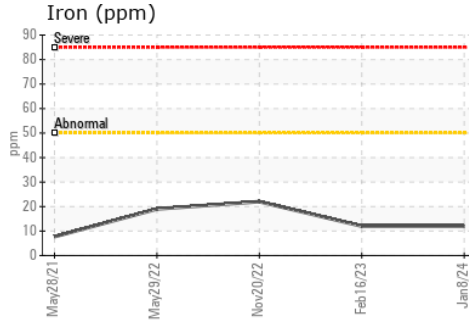
OIL ANALYSIS REPORT



VISUAL	method	limit/base	current	history1	history2
Emulsified Water	scalar	Visual*	>0.1	NEG	NEG
Free Water	scalar	Visual*		NEG	NEG

FLUID PROPERTIES	method	limit/base	current	history1	history2
Visc @ 100°C	cSt	ASTM D7279(m)	15.1	14.9	15.3

GRAPHS



Laboratory : WearCheck - C8-1175 Appleby Line, Burlington, ON L7L 5H9 **GFL Environmental - 554 - Edmonton SW**
Sample No. : GFL0102636 **Received** : 22 Jan 2024
Lab Number : 02610191 **Diagnosed** : 22 Jan 2024
Unique Number : 5711277 **Diagnostician** : Wes Davis
Test Package : MOB 1

To discuss this sample report, contact Customer Service at 1-800-268-2131.
 Test denoted (*) outside scope of accreditation, (m) method modified, (e) tested at external lab.
 Validity of results and interpretation are based on the sample and information as supplied.

8409 -15th Street NW
 Edmonton, AB
 CA T6P 0B8
 Contact: Tim Greig
 tgreig@gflenv.com
 T: (780)231-0521
 F: