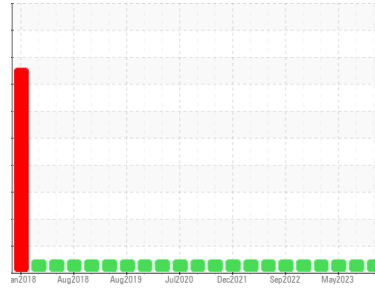




OIL ANALYSIS REPORT

Sample Rating Trend



NORMAL



Machine Id
701042

Component
Front Diesel Engine

Fluid
PETRO CANADA DURON SHP 15W40 (20 LTR)

DIAGNOSIS

Recommendation

Resample at the next service interval to monitor.

Wear

All component wear rates are normal.

Contamination

There is no indication of any contamination in the oil.

Fluid Condition

The condition of the oil is acceptable for the time in service.

SAMPLE INFORMATION

	method	limit/base	current	history1	history2
Sample Number	Client Info		GFL0110725	GFL0085659	GFL0070449
Sample Date	Client Info		26 Jan 2024	07 Nov 2023	08 May 2023
Machine Age	hrs	Client Info	1360	1360	1360
Oil Age	hrs	Client Info	1360	1360	1360
Oil Changed	Client Info		Changed	Changed	Changed
Sample Status			NORMAL	NORMAL	NORMAL

CONTAMINATION

	method	limit/base	current	history1	history2
Fuel	WC Method	>3.0	<1.0	<1.0	<1.0
Water	WC Method	>0.2	NEG	NEG	NEG
Glycol	WC Method		NEG	NEG	NEG

WEAR METALS

	method	limit/base	current	history1	history2	
Iron	ppm	ASTM D5185(m)	>90	12	18	9
Chromium	ppm	ASTM D5185(m)	>20	<1	<1	0
Nickel	ppm	ASTM D5185(m)	>2	<1	<1	<1
Titanium	ppm	ASTM D5185(m)	>2	0	0	0
Silver	ppm	ASTM D5185(m)	>2	0	<1	0
Aluminum	ppm	ASTM D5185(m)	>20	1	2	1
Lead	ppm	ASTM D5185(m)	>40	<1	<1	0
Copper	ppm	ASTM D5185(m)	>330	1	4	<1
Tin	ppm	ASTM D5185(m)	>15	0	0	0
Antimony	ppm	ASTM D5185(m)		0	0	0
Vanadium	ppm	ASTM D5185(m)		0	0	0
Beryllium	ppm	ASTM D5185(m)		0	0	0
Cadmium	ppm	ASTM D5185(m)		0	0	0

ADDITIVES

	method	limit/base	current	history1	history2	
Boron	ppm	ASTM D5185(m)	0	2	2	<1
Barium	ppm	ASTM D5185(m)	0	0	<1	0
Molybdenum	ppm	ASTM D5185(m)	60	56	57	58
Manganese	ppm	ASTM D5185(m)	0	0	0	<1
Magnesium	ppm	ASTM D5185(m)	1010	910	911	920
Calcium	ppm	ASTM D5185(m)	1070	1012	1016	1047
Phosphorus	ppm	ASTM D5185(m)	1150	927	900	1047
Zinc	ppm	ASTM D5185(m)	1270	1136	1155	1159
Sulfur	ppm	ASTM D5185(m)	2060	2465	2296	2442
Lithium	ppm	ASTM D5185(m)		<1	<1	<1

CONTAMINANTS

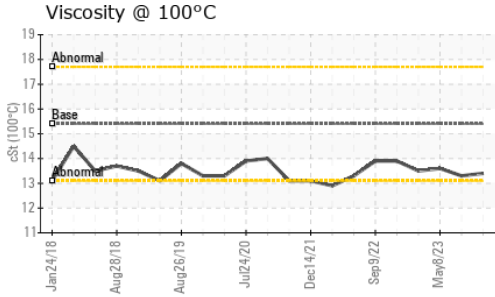
	method	limit/base	current	history1	history2	
Silicon	ppm	ASTM D5185(m)	>25	5	5	3
Sodium	ppm	ASTM D5185(m)		2	2	1
Potassium	ppm	ASTM D5185(m)	>20	1	1	0

INFRA-RED

	method	limit/base	current	history1	history2	
Soot %	%	ASTM D7844*	>6	0.3	0.4	0.2
Nitration	Abs/cm	ASTM D7624*	>20	9.4	9.9	8.7
Sulfation	Abs/.1mm	ASTM D7415*	>30	20.0	21.0	19.5



OIL ANALYSIS REPORT

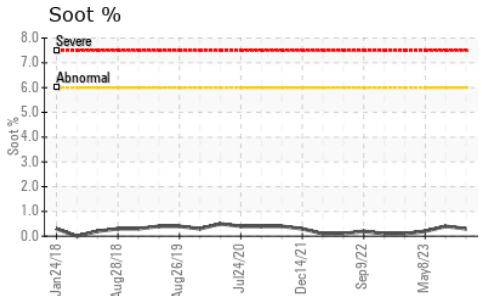
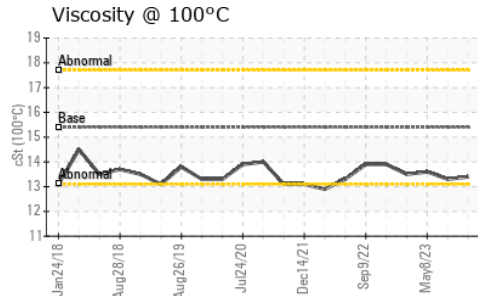
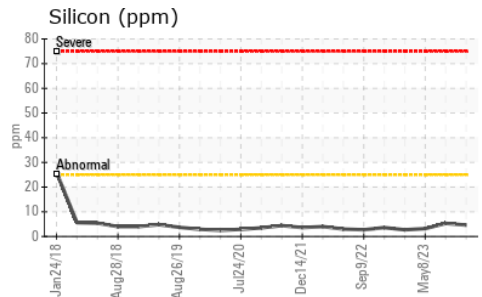
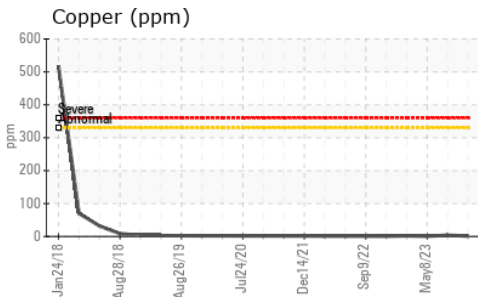
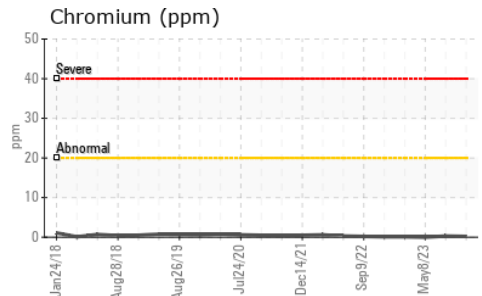
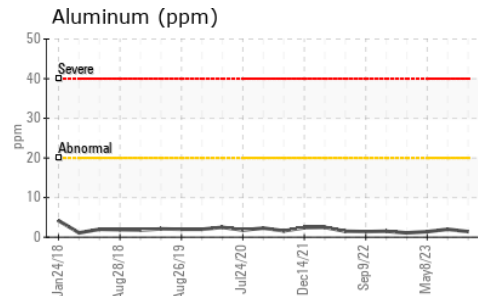
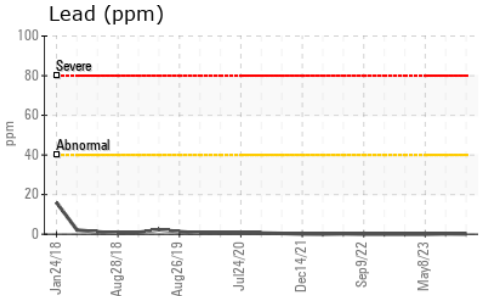
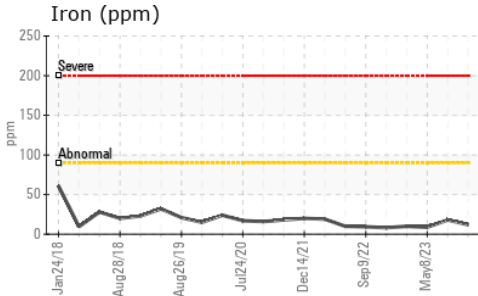


FLUID DEGRADATION		method	limit/base	current	history1	history2
Oxidation	Abs.:1mm	ASTM D7414*	>25	17.2	17.7	15.9

VISUAL		method	limit/base	current	history1	history2
Emulsified Water	scalar	Visual*	>0.2	NEG	NEG	NEG
Free Water	scalar	Visual*		NEG	NEG	NEG

FLUID PROPERTIES		method	limit/base	current	history1	history2
Visc @ 100°C	cSt	ASTM D7279(m)	15.4	13.4	13.3	13.6

GRAPHS



Laboratory : WearCheck - C8-1175 Appleby Line, Burlington, ON L7L 5H9 **GFL Environmental - 221 - Windsor**
Sample No. : GFL0110725 **Received** : 30 Jan 2024 **905 Tecumseh Road W**
Lab Number : **02612095** **Diagnosed** : 30 Jan 2024 **Windsor, ON**
Unique Number : 5721190 **Diagnostician** : Wes Davis **CA N8W 4J5**
Test Package : MOB 1 **Contact:** Rhys Marotte
rmarotte@gflenv.com

To discuss this sample report, contact Customer Service at 1-800-268-2131.
 Test denoted (*) outside scope of accreditation, (m) method modified, (e) tested at external lab.
 Validity of results and interpretation are based on the sample and information as supplied.