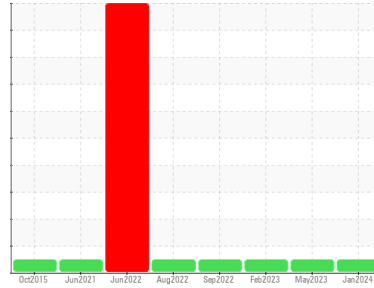




OIL ANALYSIS REPORT

Sample Rating Trend



NORMAL



Machine Id
8995
Component
Natural Gas Engine
Fluid
PETRO CANADA DURON GEO LD 15W40 (23 LTR)

DIAGNOSIS

Recommendation

Resample at the next service interval to monitor.

Wear

All component wear rates are normal.

Contamination

There is no indication of any contamination in the oil.

Fluid Condition

The condition of the oil is acceptable for the time in service.

SAMPLE INFORMATION

	method	limit/base	current	history1	history2
Sample Number	Client Info		GFL0086792	GFL0063931	GFL0063922
Sample Date	Client Info		31 Jan 2024	29 May 2023	03 Feb 2023
Machine Age	hrs	Client Info	19057	18209	16325
Oil Age	hrs	Client Info	19057	16325	16325
Oil Changed	Client Info		Changed	Changed	Changed
Sample Status			NORMAL	NORMAL	NORMAL

CONTAMINATION

	method	limit/base	current	history1	history2
Water	WC Method	>0.1	NEG	NEG	NEG

WEAR METALS

	method	limit/base	current	history1	history2
Iron	ppm	ASTM D5185(m) >50	15	9	11
Chromium	ppm	ASTM D5185(m) >4	<1	<1	<1
Nickel	ppm	ASTM D5185(m) >2	<1	<1	<1
Titanium	ppm	ASTM D5185(m)	0	<1	<1
Silver	ppm	ASTM D5185(m) >3	0	0	0
Aluminum	ppm	ASTM D5185(m) >9	2	1	2
Lead	ppm	ASTM D5185(m) >30	1	<1	<1
Copper	ppm	ASTM D5185(m) >35	1	1	2
Tin	ppm	ASTM D5185(m) >4	<1	<1	<1
Antimony	ppm	ASTM D5185(m)	0	0	<1
Vanadium	ppm	ASTM D5185(m)	0	0	0
Beryllium	ppm	ASTM D5185(m)	0	0	0
Cadmium	ppm	ASTM D5185(m)	0	0	0

ADDITIVES

	method	limit/base	current	history1	history2
Boron	ppm	ASTM D5185(m) 50	8	8	8
Barium	ppm	ASTM D5185(m) 5	0	0	0
Molybdenum	ppm	ASTM D5185(m) 50	51	51	53
Manganese	ppm	ASTM D5185(m) 0	0	<1	<1
Magnesium	ppm	ASTM D5185(m) 560	527	503	509
Calcium	ppm	ASTM D5185(m) 1510	1503	1577	1574
Phosphorus	ppm	ASTM D5185(m) 780	676	656	666
Zinc	ppm	ASTM D5185(m) 870	870	882	887
Sulfur	ppm	ASTM D5185(m) 2040	1975	1997	2036
Lithium	ppm	ASTM D5185(m)	<1	<1	<1

CONTAMINANTS

	method	limit/base	current	history1	history2
Silicon	ppm	ASTM D5185(m) >+100	3	3	3
Sodium	ppm	ASTM D5185(m)	17	14	55
Potassium	ppm	ASTM D5185(m) >20	<1	<1	0

INFRA-RED

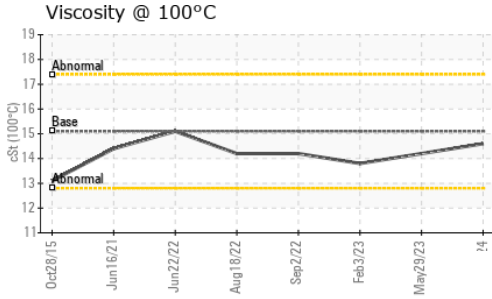
	method	limit/base	current	history1	history2
Soot %	%	ASTM D7844*	0	0	0
Nitration	Abs/cm	ASTM D7624* >20	11.6	11.4	11.2
Sulfation	Abs./1mm	ASTM D7415* >30	23.2	22.5	23.9

FLUID DEGRADATION

	method	limit/base	current	history1	history2
Oxidation	Abs./1mm	ASTM D7414* >25	18.7	18.8	18.9



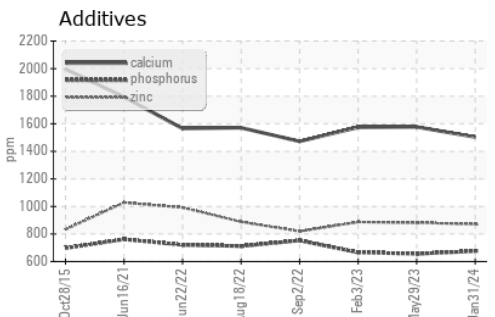
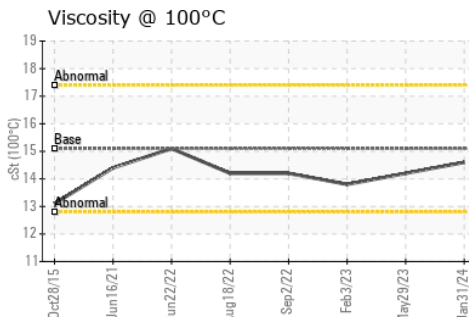
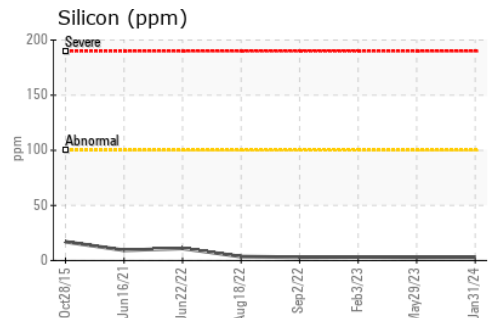
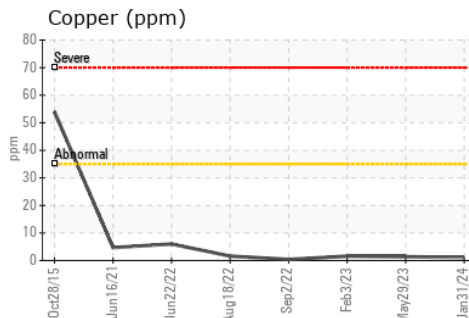
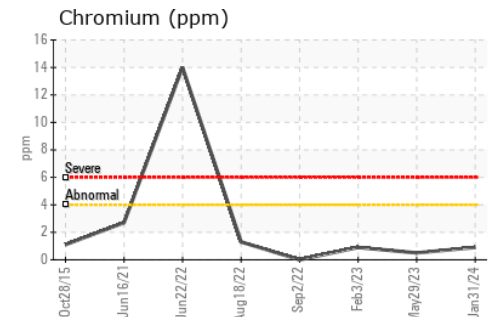
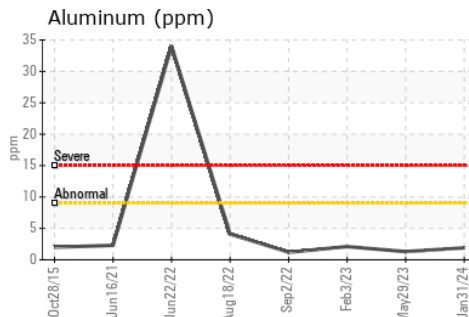
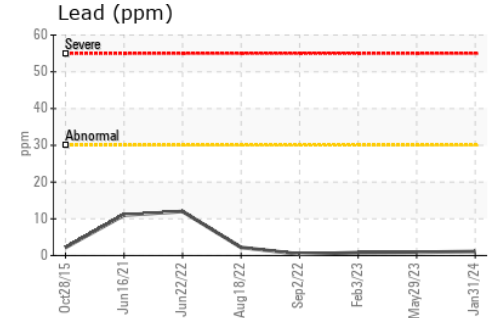
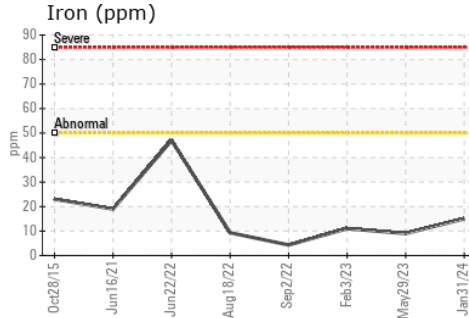
OIL ANALYSIS REPORT



VISUAL	method	limit/base	current	history1	history2
Emulsified Water	scalar	Visual*	>0.1	NEG	NEG
Free Water	scalar	Visual*		NEG	NEG

FLUID PROPERTIES	method	limit/base	current	history1	history2
Visc @ 100°C	cSt	ASTM D7279(m)	15.1	14.6	14.2

GRAPHS



Laboratory : WearCheck - C8-1175 Appleby Line, Burlington, ON L7L 5H9
Sample No. : GFL0086792
Lab Number : 02612818
Unique Number : 5721913
Test Package : MOB 1

GFL Environmental - 222 - Sandhill
 SANDHILL DISPOSAL & RECYCLING DIVIS, 19 COMMERCE ROAD
 ORANGEVILLE, ON
 CA L9W 3X5
 Contact: GLENN COOK
 gcook@gflenv.com
 T: (519)940-4167
 F:

To discuss this sample report, contact Customer Service at 1-800-268-2131.
 Test denoted (*) outside scope of accreditation, (m) method modified, (e) tested at external lab.
 Validity of results and interpretation are based on the sample and information as supplied.