



OIL ANALYSIS REPORT

Sample Rating Trend

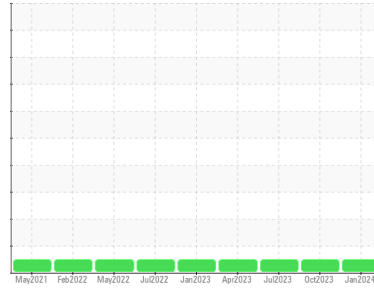
NORMAL



Machine Id
501076

Component
Diesel Engine

Fluid
PETRO CANADA DURON SHP 15W40 (36 LTR)



DIAGNOSIS

Recommendation

Resample at the next service interval to monitor.

Wear

All component wear rates are normal.

Contamination

There is no indication of any contamination in the oil.

Fluid Condition

The condition of the oil is acceptable for the time in service.

SAMPLE INFORMATION

method	limit/base	current	history1	history2
Sample Number	Client Info	GFL0097585	GFL0097545	GFL0088922
Sample Date	Client Info	24 Jan 2024	18 Oct 2023	24 Jul 2023
Machine Age	hrs	14420	14420	13818
Oil Age	hrs	601	602	13204
Oil Changed	Client Info	Changed	Changed	Changed
Sample Status		NORMAL	NORMAL	NORMAL

CONTAMINATION

method	limit/base	current	history1	history2
Fuel	WC Method >5	<1.0	<1.0	<1.0
Water	WC Method >0.2	NEG	NEG	NEG
Glycol	WC Method	NEG	NEG	NEG

WEAR METALS

method	limit/base	current	history1	history2
Iron	ppm ASTM D5185(m) >100	7	7	6
Chromium	ppm ASTM D5185(m) >20	<1	<1	<1
Nickel	ppm ASTM D5185(m) >4	<1	0	0
Titanium	ppm ASTM D5185(m)	0	0	0
Silver	ppm ASTM D5185(m) >3	0	<1	0
Aluminum	ppm ASTM D5185(m) >20	2	1	1
Lead	ppm ASTM D5185(m) >40	<1	<1	0
Copper	ppm ASTM D5185(m) >330	1	1	1
Tin	ppm ASTM D5185(m) >15	0	0	0
Antimony	ppm ASTM D5185(m)	0	0	0
Vanadium	ppm ASTM D5185(m)	0	0	0
Beryllium	ppm ASTM D5185(m)	0	0	0
Cadmium	ppm ASTM D5185(m)	0	0	0

ADDITIVES

method	limit/base	current	history1	history2
Boron	ppm ASTM D5185(m) 0	4	5	4
Barium	ppm ASTM D5185(m) 0	0	<1	0
Molybdenum	ppm ASTM D5185(m) 60	59	59	59
Manganese	ppm ASTM D5185(m) 0	0	0	<1
Magnesium	ppm ASTM D5185(m) 1010	951	939	970
Calcium	ppm ASTM D5185(m) 1070	1061	1045	1032
Phosphorus	ppm ASTM D5185(m) 1150	998	973	1037
Zinc	ppm ASTM D5185(m) 1270	1165	1162	1171
Sulfur	ppm ASTM D5185(m) 2060	2649	2435	2553
Lithium	ppm ASTM D5185(m)	<1	<1	<1

CONTAMINANTS

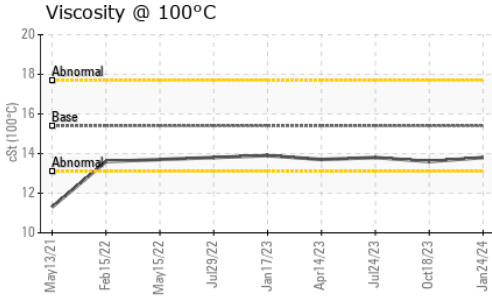
method	limit/base	current	history1	history2
Silicon	ppm ASTM D5185(m) >25	5	4	4
Sodium	ppm ASTM D5185(m)	1	2	1
Potassium	ppm ASTM D5185(m) >20	<1	0	<1

INFRA-RED

method	limit/base	current	history1	history2
Soot %	% ASTM D7844* >3	0	0	0
Nitration	Abs/cm ASTM D7624* >20	6.1	6.2	5.7
Sulfation	Abs.1mm ASTM D7415* >30	18.1	18.4	18.1



OIL ANALYSIS REPORT

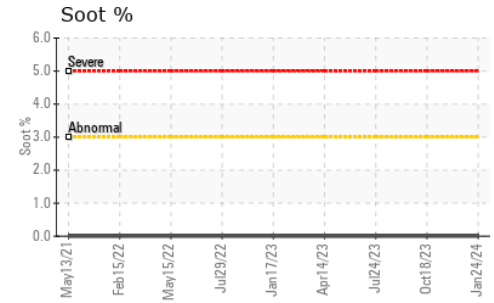
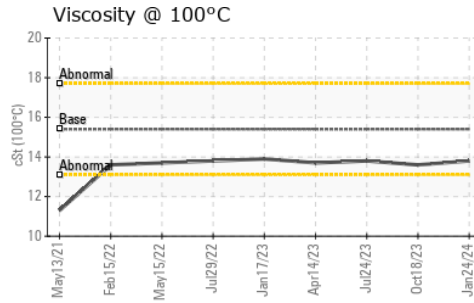
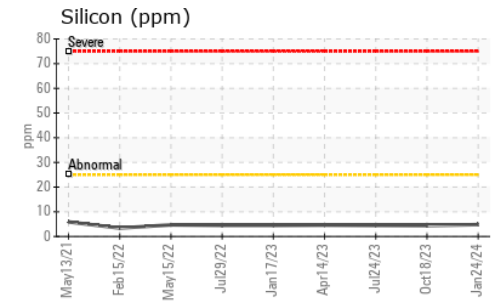
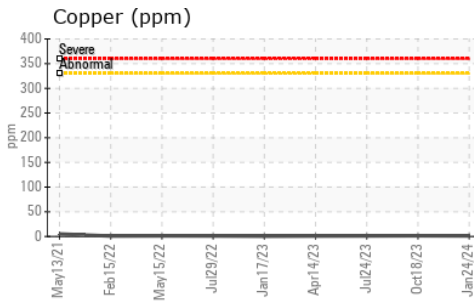
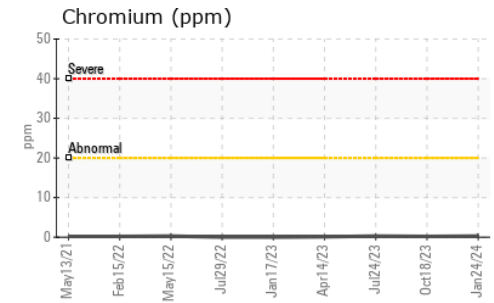
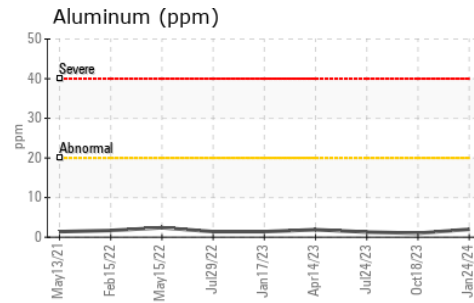
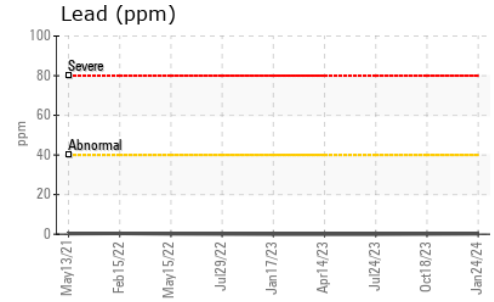
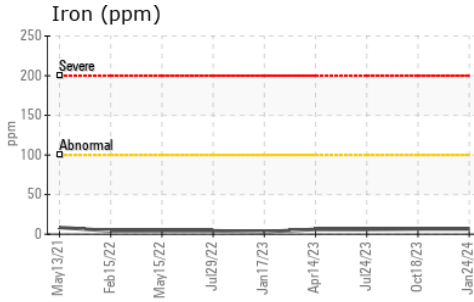


FLUID DEGRADATION		method	limit/base	current	history1	history2
Oxidation	Abs./1mm	ASTM D7414*	>25	14.0	14.0	13.3

VISUAL		method	limit/base	current	history1	history2
Emulsified Water	scalar	Visual*	>0.2	NEG	NEG	NEG
Free Water	scalar	Visual*		NEG	NEG	NEG

FLUID PROPERTIES		method	limit/base	current	history1	history2
Visc @ 100°C	cSt	ASTM D7279(m)	15.4	13.8	13.6	13.8

GRAPHS



Laboratory : WearCheck - C8-1175 Appleby Line, Burlington, ON L7L 5H9
Sample No. : GFL0097585 **Received** : 02 Feb 2024
Lab Number : **02613037** **Diagnosed** : 02 Feb 2024
Unique Number : 5722132 **Diagnostician** : Wes Davis
Test Package : MOB 1

GFL Environmental - 216
 15 Bermondsey Road
 Toronto, ON
 CA M4B 1Y9
 Contact: Tom Hatzioannidis
 thatzioannidis@gflenv.com
 T: (416)678-9340
 F:

To discuss this sample report, contact Customer Service at 1-800-268-2131.
 Test denoted (*) outside scope of accreditation, (m) method modified, (e) tested at external lab.
 Validity of results and interpretation are based on the sample and information as supplied.