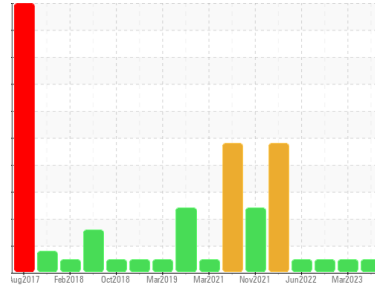




OIL ANALYSIS REPORT

Sample Rating Trend



NORMAL



Machine Id
8127
 Component
Diesel Engine
 Fluid
PETRO CANADA DURON SHP 10W30 (--- LTR)

DIAGNOSIS

Recommendation

Resample at the next service interval to monitor.

Wear

All component wear rates are normal.

Contamination

There is no indication of any contamination in the oil.

Fluid Condition

The condition of the oil is acceptable for the time in service.

SAMPLE INFORMATION

	method	limit/base	current	history1	history2
Sample Number	Client Info		GFL0102596	GFL0072852	GFL0059960
Sample Date	Client Info		03 Feb 2024	12 Mar 2023	13 Oct 2022
Machine Age	hrs	Client Info	15506	14910	0
Oil Age	hrs	Client Info	0	0	600
Oil Changed	Client Info		N/A	N/A	Changed
Sample Status			NORMAL	NORMAL	NORMAL

CONTAMINATION

	method	limit/base	current	history1	history2
Fuel	WC Method	>5	<1.0	<1.0	<1.0
Water	WC Method	>0.2	NEG	NEG	NEG
Glycol	WC Method		NEG	NEG	NEG

WEAR METALS

	method	limit/base	current	history1	history2	
Iron	ppm	ASTM D5185(m)	>80	34	37	41
Chromium	ppm	ASTM D5185(m)	>5	1	1	1
Nickel	ppm	ASTM D5185(m)	>2	<1	<1	<1
Titanium	ppm	ASTM D5185(m)		0	<1	<1
Silver	ppm	ASTM D5185(m)	>3	<1	0	0
Aluminum	ppm	ASTM D5185(m)	>30	5	3	3
Lead	ppm	ASTM D5185(m)	>30	1	2	3
Copper	ppm	ASTM D5185(m)	>150	26	65	94
Tin	ppm	ASTM D5185(m)	>5	<1	1	1
Antimony	ppm	ASTM D5185(m)		0	0	0
Vanadium	ppm	ASTM D5185(m)		0	0	0
Beryllium	ppm	ASTM D5185(m)		0	0	0
Cadmium	ppm	ASTM D5185(m)		0	0	0

ADDITIVES

	method	limit/base	current	history1	history2	
Boron	ppm	ASTM D5185(m)	2	4	3	9
Barium	ppm	ASTM D5185(m)	0	0	<1	3
Molybdenum	ppm	ASTM D5185(m)	50	56	55	52
Manganese	ppm	ASTM D5185(m)	0	0	1	3
Magnesium	ppm	ASTM D5185(m)	950	890	895	813
Calcium	ppm	ASTM D5185(m)	1050	1067	1056	1094
Phosphorus	ppm	ASTM D5185(m)	995	950	1003	948
Zinc	ppm	ASTM D5185(m)	1180	1120	1111	1046
Sulfur	ppm	ASTM D5185(m)	2600	2515	2413	2259
Lithium	ppm	ASTM D5185(m)		<1	<1	<1

CONTAMINANTS

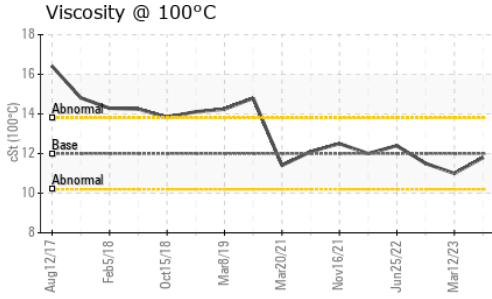
	method	limit/base	current	history1	history2	
Silicon	ppm	ASTM D5185(m)	>20	6	6	8
Sodium	ppm	ASTM D5185(m)		5	6	4
Potassium	ppm	ASTM D5185(m)	>20	2	0	<1

INFRA-RED

	method	limit/base	current	history1	history2	
Soot %	%	ASTM D7844*	>3	0.6	0.6	0.7
Nitration	Abs/cm	ASTM D7624*	>20	8.1	8.5	9.1
Sulfation	Abs./1mm	ASTM D7415*	>30	20.9	21.9	23.2



OIL ANALYSIS REPORT



FLUID DEGRADATION

	method	limit/base	current	history1	history2	
Oxidation	Abs./1mm	ASTM D7414*	>25	17.1	18.8	20.8

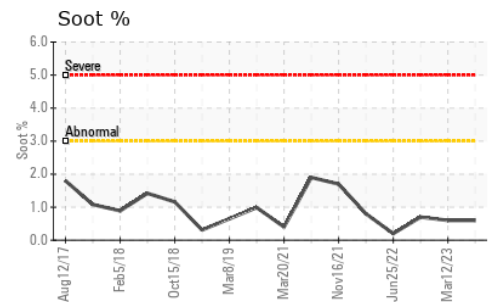
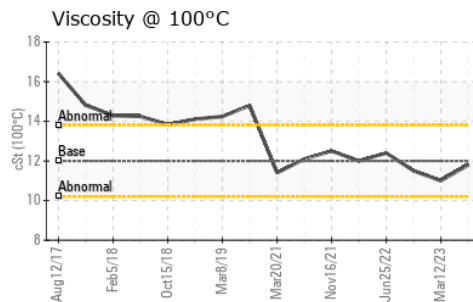
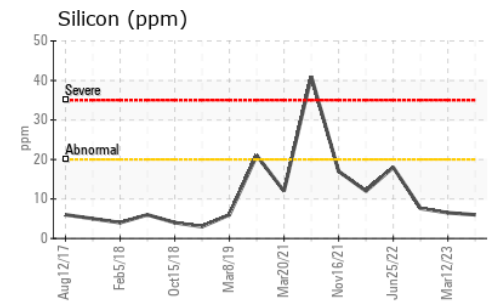
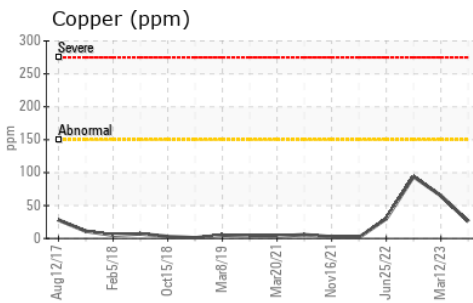
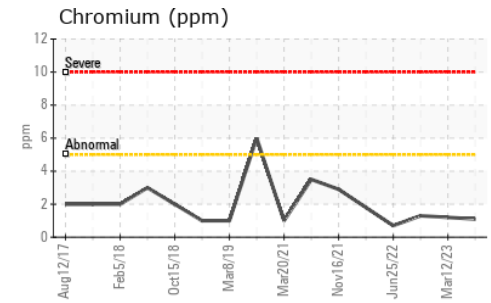
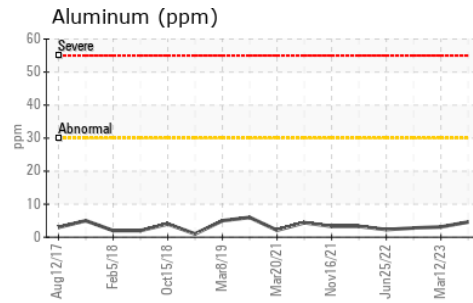
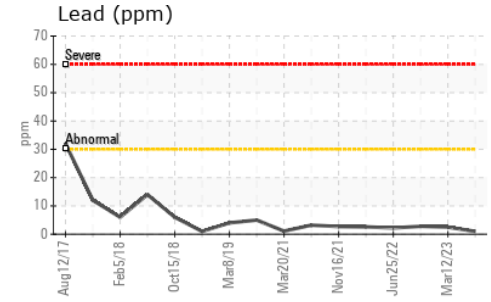
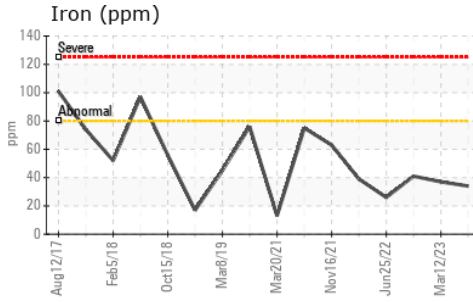
VISUAL

	method	limit/base	current	history1	history2	
Emulsified Water	scalar	Visual*	>0.2	NEG	NEG	NEG
Free Water	scalar	Visual*		NEG	NEG	NEG

FLUID PROPERTIES

	method	limit/base	current	history1	history2	
Visc @ 100°C	cSt	ASTM D7279(m)	12.00	11.8	11.0	11.5

GRAPHS



Laboratory : WearCheck - C8-1175 Appleby Line, Burlington, ON L7L 5H9 **GFL Environmental - 554 - Edmonton SW**
Sample No. : GFL0102596 **Received** : 06 Feb 2024
Lab Number : 02613679 **Diagnosed** : 06 Feb 2024
Unique Number : 5722774 **Diagnostician** : Wes Davis
Test Package : MOB 1

To discuss this sample report, contact Customer Service at 1-800-268-2131.
 Test denoted (*) outside scope of accreditation, (m) method modified, (e) tested at external lab.
 Validity of results and interpretation are based on the sample and information as supplied.

8409 -15th Street NW
 Edmonton, AB
 CA T6P 0B8
 Contact: Tim Greig
 tgreig@gflenv.com
 T: (780)231-0521
 F: