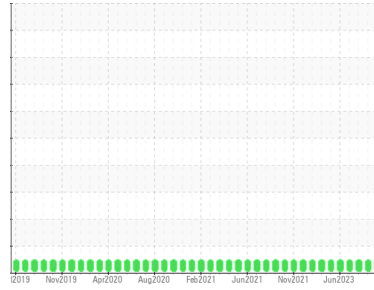


OIL ANALYSIS REPORT

Sample Rating Trend

NORMAL



Area
Framo [450252242]
Machine Id
HPU Framo B Hyd. Power (S/N Sample Tag IH-65204-S1)
Component
Hydraulic System
Fluid
CASTROL HYSPIN AWH-M ISO 46 (27000 LTR)

DIAGNOSIS

Recommendation

Resample at the next service interval to monitor.

Wear

All component wear rates are normal.

Contamination

The system cleanliness is acceptable for your target ISO 4406 cleanliness code. The system and fluid cleanliness is acceptable.

Fluid Condition

The AN level is acceptable for this fluid. The condition of the oil is suitable for further service.

SAMPLE INFORMATION		method	limit/base	current	history1	history2
Sample Number	Client Info			PC0080328	PC0076204	PC0076637
Sample Date	Client Info			19 Jan 2024	20 Dec 2023	24 Oct 2023
Machine Age	hrs	Client Info		0	0	0
Oil Age	hrs	Client Info		0	0	0
Oil Changed	Client Info			N/A	N/A	N/A
Sample Status				NORMAL	NORMAL	NORMAL

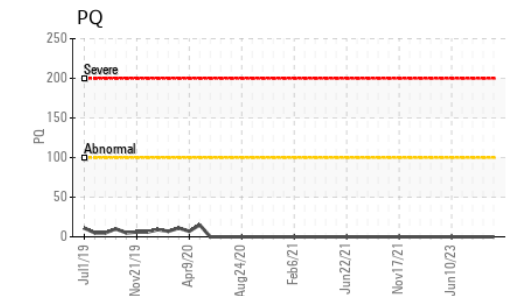
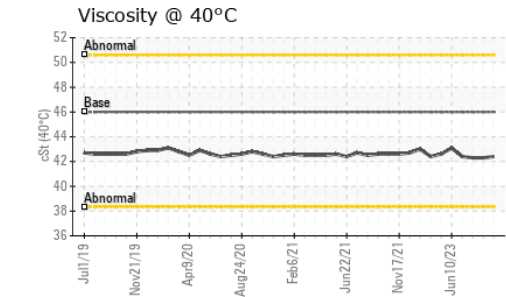
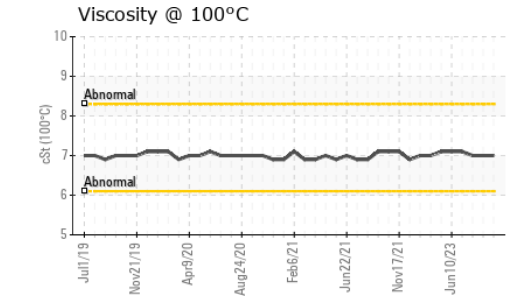
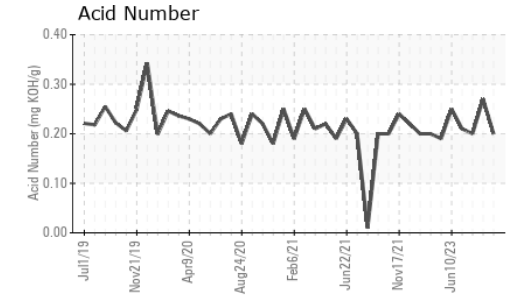
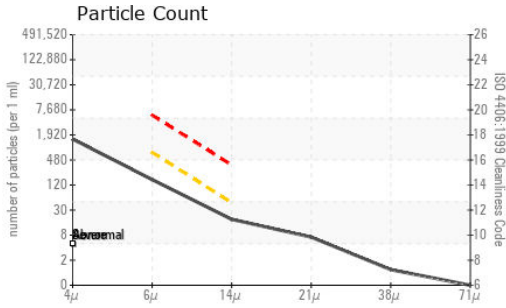
CONTAMINATION		method	limit/base	current	history1	history2
Water	WC Method		>0.05	NEG	NEG	NEG

WEAR METALS		method	limit/base	current	history1	history2
PQ		ASTM D8184*		0	0	0
Iron	ppm	ASTM D5185(m)	>20	2	2	2
Chromium	ppm	ASTM D5185(m)	>10	0	0	0
Nickel	ppm	ASTM D5185(m)	>10	<1	0	0
Titanium	ppm	ASTM D5185(m)		0	0	0
Silver	ppm	ASTM D5185(m)		0	0	<1
Aluminum	ppm	ASTM D5185(m)	>10	<1	<1	0
Lead	ppm	ASTM D5185(m)	>20	<1	0	<1
Copper	ppm	ASTM D5185(m)	>20	3	4	4
Tin	ppm	ASTM D5185(m)	>10	0	0	0
Antimony	ppm	ASTM D5185(m)		0	0	0
Vanadium	ppm	ASTM D5185(m)		0	0	0
Beryllium	ppm	ASTM D5185(m)		0	0	0
Cadmium	ppm	ASTM D5185(m)		0	0	0

ADDITIVES		method	limit/base	current	history1	history2
Boron	ppm	ASTM D5185(m)		0	<1	<1
Barium	ppm	ASTM D5185(m)		0	0	<1
Molybdenum	ppm	ASTM D5185(m)		0	0	0
Manganese	ppm	ASTM D5185(m)		0	0	0
Magnesium	ppm	ASTM D5185(m)		0	0	0
Calcium	ppm	ASTM D5185(m)		4	4	4
Phosphorus	ppm	ASTM D5185(m)		317	322	316
Zinc	ppm	ASTM D5185(m)		40	36	37
Sulfur	ppm	ASTM D5185(m)		3256	3372	3046
Lithium	ppm	ASTM D5185(m)		<1	<1	<1

CONTAMINANTS		method	limit/base	current	history1	history2
Silicon	ppm	ASTM D5185(m)	>15	<1	<1	0
Sodium	ppm	ASTM D5185(m)		<1	<1	0
Potassium	ppm	ASTM D5185(m)	>20	<1	0	0

OIL ANALYSIS REPORT



To discuss this sample report, contact Customer Service at 1-800-268-2131.
 Test denoted (*) outside scope of accreditation, (m) method modified, (e) tested at external lab.
 Validity of results and interpretation are based on the sample and information as supplied.

FLUID CLEANLINESS		method	limit/base	current	history1	history2
Particles >4µm	ASTM D7647			1339	555	441
Particles >6µm	ASTM D7647	>640		143	153	84
Particles >14µm	ASTM D7647	>40		16	25	8
Particles >21µm	ASTM D7647	>10		6	5	2
Particles >38µm	ASTM D7647	>3		1	1	0
Particles >71µm	ASTM D7647	>3		0	0	0
Oil Cleanliness	ISO 4406 (c)	>--/16/12		18/14/11	16/14/12	16/14/10

FLUID DEGRADATION		method	limit/base	current	history1	history2
Acid Number (AN)	mg KOH/g	ASTM D974*		0.20	0.27	0.20

VISUAL		method	limit/base	current	history1	history2
White Metal	scalar	Visual*	NONE	NONE	NONE	NONE
Yellow Metal	scalar	Visual*	NONE	NONE	NONE	NONE
Precipitate	scalar	Visual*	NONE	NONE	NONE	NONE
Silt	scalar	Visual*	NONE	NONE	NONE	NONE
Debris	scalar	Visual*	NONE	NONE	NONE	NONE
Sand/Dirt	scalar	Visual*	NONE	NONE	NONE	NONE
Appearance	scalar	Visual*	NORML	NORML	NORML	NORML
Odor	scalar	Visual*	NORML	NORML	NORML	NORML
Emulsified Water	scalar	Visual*	>0.05	NEG	NEG	NEG
Free Water	scalar	Visual*		NEG	NEG	NEG

FLUID PROPERTIES		method	limit/base	current	history1	history2
Visc @ 40°C	cSt	ASTM D7279(m)	46.0	42.4	42.3	42.3
Visc @ 100°C	cSt	ASTM D7279(m)		7	7	7
Viscosity Index (VI)	Scale	ASTM D2270*	150	124	124	124

SAMPLE IMAGES		method	limit/base	current	history1	history2
Color						
Bottom						