



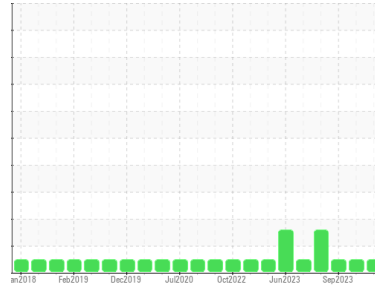
OIL ANALYSIS REPORT

Sample Rating Trend

NORMAL



Machine Id
801052
 Component
Diesel Engine
 Fluid
PETRO CANADA DURON SHP 15W40 (22 LTR)



DIAGNOSIS

Recommendation

Resample at the next service interval to monitor.

Wear

All component wear rates are normal.

Contamination

There is no indication of any contamination in the oil.

Fluid Condition

The condition of the oil is acceptable for the time in service.

SAMPLE INFORMATION

method	limit/base	current	history1	history2
Sample Number	Client Info	GFL0111755	WC0875088	GFL0094225
Sample Date	Client Info	05 Feb 2024	21 Nov 2023	07 Sep 2023
Machine Age	hrs	14576	17687	75248
Oil Age	hrs	0	0	0
Oil Changed	Client Info	Changed	Changed	Not Changed
Sample Status		NORMAL	NORMAL	NORMAL

CONTAMINATION

method	limit/base	current	history1	history2
Fuel	WC Method >5	<1.0	<1.0	<1.0
Water	WC Method >0.2	NEG	NEG	NEG
Glycol	WC Method	NEG	NEG	NEG

WEAR METALS

method	limit/base	current	history1	history2
Iron	ppm ASTM D5185(m) >80	24	34	12
Chromium	ppm ASTM D5185(m) >5	<1	2	<1
Nickel	ppm ASTM D5185(m) >2	<1	<1	0
Titanium	ppm ASTM D5185(m)	0	0	<1
Silver	ppm ASTM D5185(m) >3	0	<1	<1
Aluminum	ppm ASTM D5185(m) >30	3	4	2
Lead	ppm ASTM D5185(m) >30	0	0	0
Copper	ppm ASTM D5185(m) >150	<1	1	<1
Tin	ppm ASTM D5185(m) >5	0	0	0
Antimony	ppm ASTM D5185(m)	0	0	0
Vanadium	ppm ASTM D5185(m)	0	0	0
Beryllium	ppm ASTM D5185(m)	0	0	0
Cadmium	ppm ASTM D5185(m)	0	0	0

ADDITIVES

method	limit/base	current	history1	history2
Boron	ppm ASTM D5185(m) 0	11	2	3
Barium	ppm ASTM D5185(m) 0	0	0	0
Molybdenum	ppm ASTM D5185(m) 60	60	60	56
Manganese	ppm ASTM D5185(m) 0	0	0	<1
Magnesium	ppm ASTM D5185(m) 1010	929	967	942
Calcium	ppm ASTM D5185(m) 1070	1073	1089	1022
Phosphorus	ppm ASTM D5185(m) 1150	1013	996	1016
Zinc	ppm ASTM D5185(m) 1270	1189	1225	1148
Sulfur	ppm ASTM D5185(m) 2060	2579	2403	2529
Lithium	ppm ASTM D5185(m)	<1	<1	<1

CONTAMINANTS

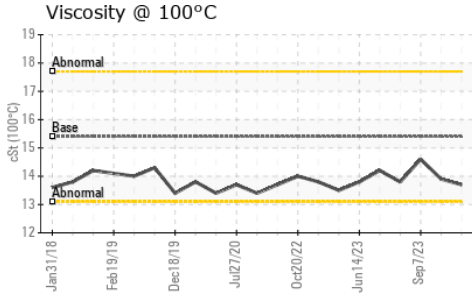
method	limit/base	current	history1	history2
Silicon	ppm ASTM D5185(m) >20	10	12	8
Sodium	ppm ASTM D5185(m)	7	9	4
Potassium	ppm ASTM D5185(m) >20	1	2	<1

INFRA-RED

method	limit/base	current	history1	history2
Soot %	% ASTM D7844* >3	0.4	0.4	0
Nitration	Abs/cm ASTM D7624* >20	9.6	9.9	5.6
Sulfation	Abs./1mm ASTM D7415* >30	20.9	21.2	19.6



OIL ANALYSIS REPORT

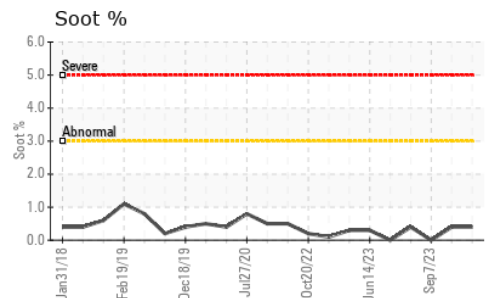
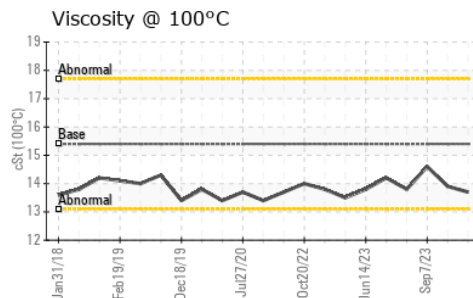
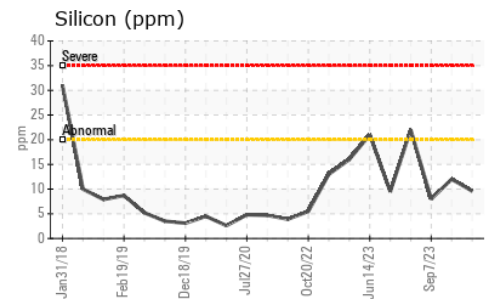
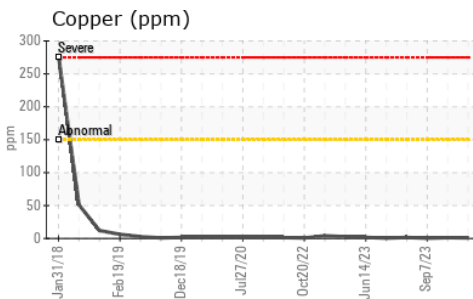
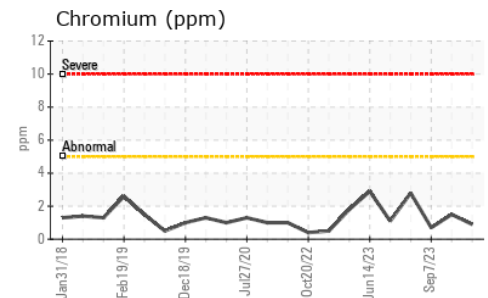
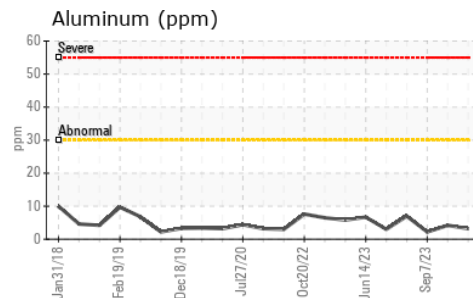
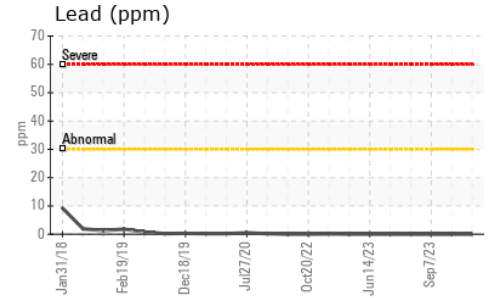
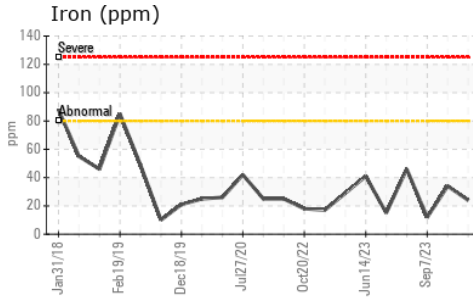


FLUID DEGRADATION		method	limit/base	current	history1	history2
Oxidation	Abs./1mm	ASTM D7414*	>25	17.1	17.4	13.6

VISUAL		method	limit/base	current	history1	history2
Emulsified Water	scalar	Visual*	>0.2	NEG	NEG	NEG
Free Water	scalar	Visual*		NEG	NEG	NEG

FLUID PROPERTIES		method	limit/base	current	history1	history2
Visc @ 100°C	cSt	ASTM D7279(m)	15.4	13.7	13.9	14.6

GRAPHS



Laboratory : WearCheck - C8-1175 Appleby Line, Burlington, ON L7L 5H9
Sample No. : GFL0111755
Lab Number : **02614922**
Unique Number : 5724017
Test Package : MOB 1
Received : 12 Feb 2024
Tested : 12 Feb 2024
Diagnosed : 12 Feb 2024 - Wes Davis

GFL Environmental - 217 - Aurora
 14131 BAYVIEW AVE, AURORA YARD
 AURORA, ON
 CA L4G 0K6
 Contact: Mike Havens
 MHavens@gflenv.com
 T:
 F: (905)713-2445

To discuss this sample report, contact Customer Service at 1-800-268-2131.
 Test denoted (*) outside scope of accreditation, (m) method modified, (e) tested at external lab.
 Validity of results and interpretation are based on the sample and information as supplied.