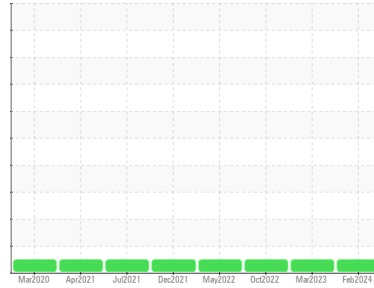




OIL ANALYSIS REPORT

Sample Rating Trend

NORMAL



Machine Id
OR346
Component
Rear Differential
Fluid
PETRO CANADA DURATRAN (22 LTR)

DIAGNOSIS

Recommendation

Resample at the next service interval to monitor.

Wear

All component wear rates are normal.

Contamination

There is no indication of any contamination in the oil.

Fluid Condition

The condition of the oil is acceptable for the time in service.

SAMPLE INFORMATION

	method	limit/base	current	history1	history2
Sample Number	Client Info		GFL0092310	GFL0030403	GFL0056441
Sample Date	Client Info		09 Feb 2024	09 Mar 2023	27 Oct 2022
Machine Age	hrs	Client Info	25326	25326	24719
Oil Age	hrs	Client Info	24073	1253	646
Oil Changed	Client Info		Not Changed	Not Changed	Not Changed
Sample Status			NORMAL	NORMAL	NORMAL

CONTAMINATION

	method	limit/base	current	history1	history2
Water	WC Method	>.2	NEG	NEG	NEG

WEAR METALS

	method	limit/base	current	history1	history2	
Iron	ppm	ASTM D5185(m)	>500	10	7	7
Chromium	ppm	ASTM D5185(m)	>10	0	0	0
Nickel	ppm	ASTM D5185(m)	>10	<1	<1	0
Titanium	ppm	ASTM D5185(m)		0	<1	<1
Silver	ppm	ASTM D5185(m)		0	0	0
Aluminum	ppm	ASTM D5185(m)	>25	1	<1	<1
Lead	ppm	ASTM D5185(m)	>25	6	5	6
Copper	ppm	ASTM D5185(m)	>100	7	5	4
Tin	ppm	ASTM D5185(m)	>10	0	<1	0
Antimony	ppm	ASTM D5185(m)	>5	0	0	0
Vanadium	ppm	ASTM D5185(m)		0	0	0
Beryllium	ppm	ASTM D5185(m)		0	0	0
Cadmium	ppm	ASTM D5185(m)		0	0	0

ADDITIVES

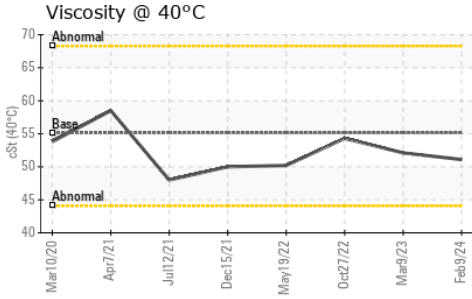
	method	limit/base	current	history1	history2	
Boron	ppm	ASTM D5185(m)	110	64	73	85
Barium	ppm	ASTM D5185(m)	0.0	0	0	0
Molybdenum	ppm	ASTM D5185(m)	0.0	1	2	2
Manganese	ppm	ASTM D5185(m)	1	0	<1	<1
Magnesium	ppm	ASTM D5185(m)	13	29	29	33
Calcium	ppm	ASTM D5185(m)	3610	2372	2747	3040
Phosphorus	ppm	ASTM D5185(m)	1192	963	1063	1107
Zinc	ppm	ASTM D5185(m)	1455	1144	1188	1248
Sulfur	ppm	ASTM D5185(m)	2641	2820	2680	2688
Lithium	ppm	ASTM D5185(m)		<1	<1	<1

CONTAMINANTS

	method	limit/base	current	history1	history2	
Silicon	ppm	ASTM D5185(m)	>75	5	5	6
Sodium	ppm	ASTM D5185(m)		2	2	2
Potassium	ppm	ASTM D5185(m)	>20	<1	0	<1



OIL ANALYSIS REPORT



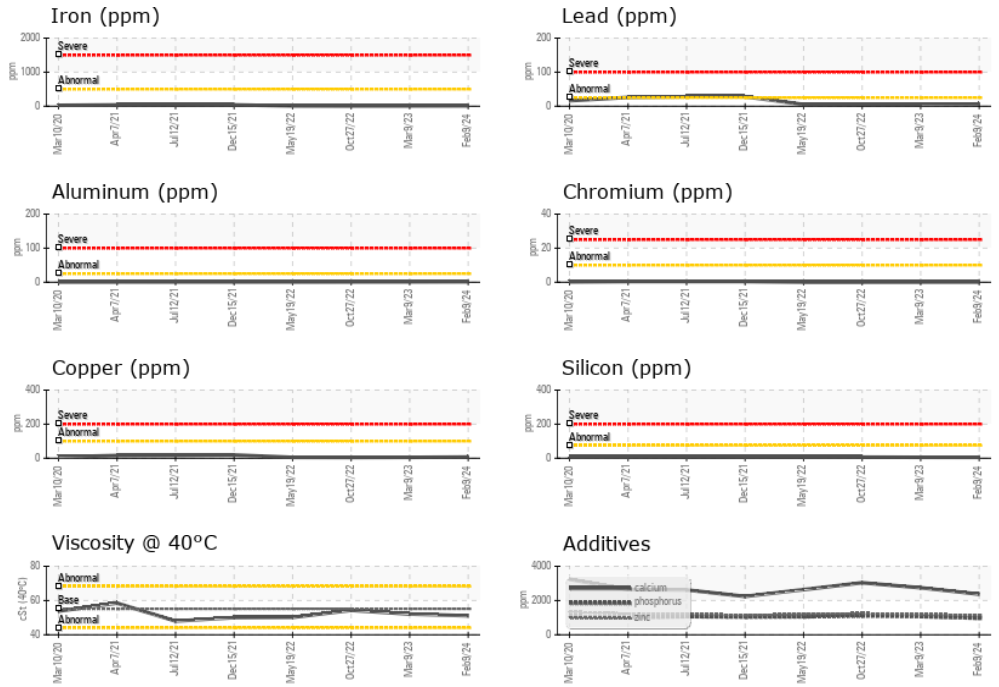
VISUAL	method	limit/base	current	history1	history2
White Metal	scalar	Visual*	NONE	NONE	NONE
Yellow Metal	scalar	Visual*	NONE	NONE	NONE
Precipitate	scalar	Visual*	NONE	NONE	NONE
Silt	scalar	Visual*	NONE	NONE	NONE
Debris	scalar	Visual*	NONE	NONE	VLITE
Sand/Dirt	scalar	Visual*	NONE	NONE	NONE
Appearance	scalar	Visual*	NORML	NORML	NORML
Odor	scalar	Visual*	NORML	NORML	NORML
Emulsified Water	scalar	Visual*	>.2	NEG	NEG
Free Water	scalar	Visual*		NEG	NEG

FLUID PROPERTIES	method	limit/base	current	history1	history2	
Visc @ 40°C	cSt	ASTM D7279(m)	55.14	51.1	52.1	54.3

SAMPLE IMAGES	method	limit/base	current	history1	history2
---------------	--------	------------	---------	----------	----------



GRAPHS



Laboratory : WearCheck - C8-1175 Appleby Line, Burlington, ON L7L 5H9
Sample No. : GFL0092310
Lab Number : **02615457**
Unique Number : 5724552
Test Package : MOB 1

Received : 13 Feb 2024
Tested : 14 Feb 2024
Diagnosed : 14 Feb 2024 - Wes Davis

GFL Environmental - 720 - Lafleche - Landfill
 17125 Lafleche Road,
 Moose Creek, ON
 CA K0C 1W0
 Contact: Charles Bergeron
 cbergeron@gflenv.com
 T: (613)538-4853
 F:

To discuss this sample report, contact Customer Service at 1-800-268-2131.
 Test denoted (*) outside scope of accreditation, (m) method modified, (e) tested at external lab.
 Validity of results and interpretation are based on the sample and information as supplied.