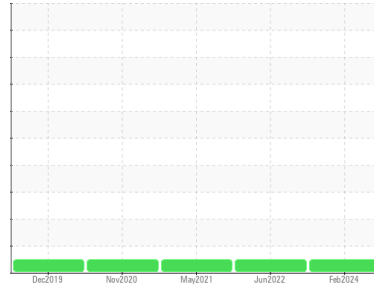


# OIL ANALYSIS REPORT

Sample Rating Trend



**NORMAL**



Machine Id

**ST210**

Component

**Diesel Engine**

Fluid

**PETRO CANADA DURON UHP 5W40 (--- GAL)**

## DIAGNOSIS

### Recommendation

Resample at the next service interval to monitor.

### Wear

All component wear rates are normal.

### Contamination

There is no indication of any contamination in the oil.

### Fluid Condition

The condition of the oil is acceptable for the time in service.

SAMPLE INFORMATION		method	limit/base	current	history1	history2
Sample Number	Client Info			<b>PC0082660</b>	PC0065354	PC0048294
Sample Date	Client Info			<b>05 Feb 2024</b>	24 Jun 2022	11 May 2021
Machine Age	hrs	Client Info		<b>6127</b>	5566	5001
Oil Age	hrs	Client Info		<b>0</b>	0	400
Oil Changed	Client Info			<b>Changed</b>	Changed	Changed
Sample Status				<b>NORMAL</b>	NORMAL	NORMAL

CONTAMINATION		method	limit/base	current	history1	history2
Fuel	WC Method	>5		<b>&lt;1.0</b>	<1.0	<1.0
Water	WC Method	>0.2		<b>NEG</b>	NEG	NEG
Glycol	WC Method			<b>NEG</b>	NEG	NEG

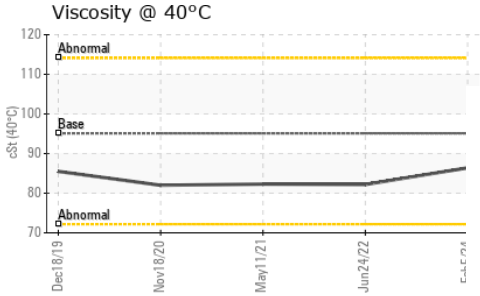
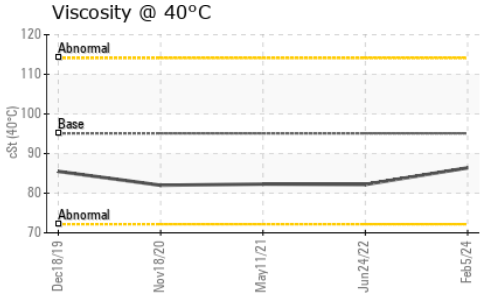
WEAR METALS		method	limit/base	current	history1	history2
Iron	ppm	ASTM D5185(m)	>100	<b>7</b>	6	4
Chromium	ppm	ASTM D5185(m)	>20	<b>&lt;1</b>	<1	<1
Nickel	ppm	ASTM D5185(m)	>4	<b>&lt;1</b>	0	<1
Titanium	ppm	ASTM D5185(m)		<b>0</b>	<1	0
Silver	ppm	ASTM D5185(m)	>3	<b>0</b>	0	0
Aluminum	ppm	ASTM D5185(m)	>20	<b>5</b>	6	5
Lead	ppm	ASTM D5185(m)	>40	<b>&lt;1</b>	<1	<1
Copper	ppm	ASTM D5185(m)	>330	<b>&lt;1</b>	<1	<1
Tin	ppm	ASTM D5185(m)	>15	<b>0</b>	0	<1
Antimony	ppm	ASTM D5185(m)		<b>0</b>	<1	0
Vanadium	ppm	ASTM D5185(m)		<b>0</b>	0	0
Beryllium	ppm	ASTM D5185(m)		<b>0</b>	0	0
Cadmium	ppm	ASTM D5185(m)		<b>0</b>	0	0

ADDITIVES		method	limit/base	current	history1	history2
Boron	ppm	ASTM D5185(m)	65	<b>48</b>	35	48
Barium	ppm	ASTM D5185(m)	0	<b>0</b>	0	0
Molybdenum	ppm	ASTM D5185(m)	65	<b>59</b>	58	56
Manganese	ppm	ASTM D5185(m)	0	<b>0</b>	<1	<1
Magnesium	ppm	ASTM D5185(m)	1160	<b>1084</b>	1128	1064
Calcium	ppm	ASTM D5185(m)	820	<b>832</b>	846	853
Phosphorus	ppm	ASTM D5185(m)	1160	<b>970</b>	1009	1017
Zinc	ppm	ASTM D5185(m)	1260	<b>1146</b>	1219	1272
Sulfur	ppm	ASTM D5185(m)	3000	<b>2862</b>	2837	2954
Lithium	ppm	ASTM D5185(m)		<b>&lt;1</b>	<1	<1

CONTAMINANTS		method	limit/base	current	history1	history2
Silicon	ppm	ASTM D5185(m)	>25	<b>7</b>	5	5
Sodium	ppm	ASTM D5185(m)		<b>4</b>	5	4
Potassium	ppm	ASTM D5185(m)	>20	<b>1</b>	<1	<1

INFRA-RED		method	limit/base	current	history1	history2
Soot %	%	ASTM D7844*	>3	<b>0</b>	0	0
Nitration	Abs/cm	ASTM D7624*	>20	<b>8.3</b>	9.3	8.0
Sulfation	Abs/.1mm	ASTM D7415*	>30	<b>19.2</b>	18.9	20.0

# OIL ANALYSIS REPORT

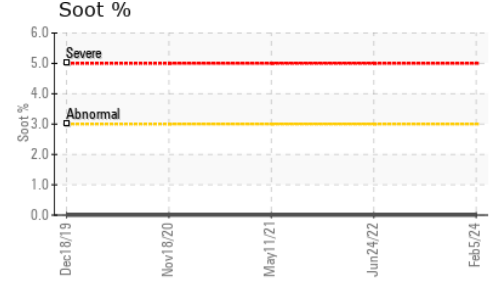
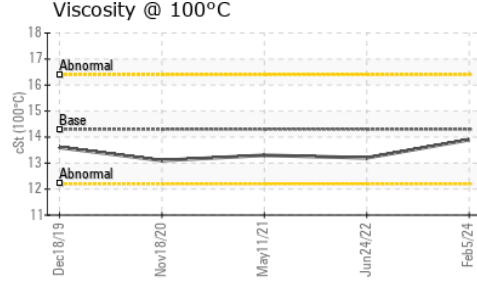
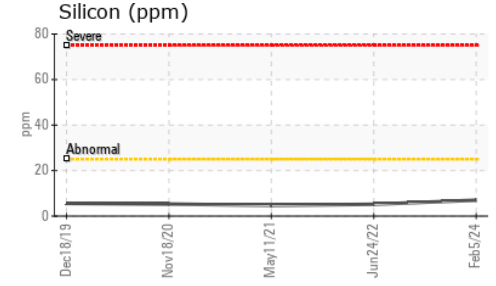
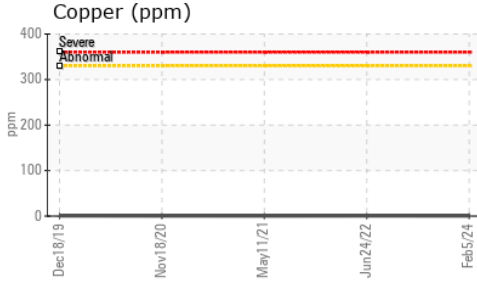
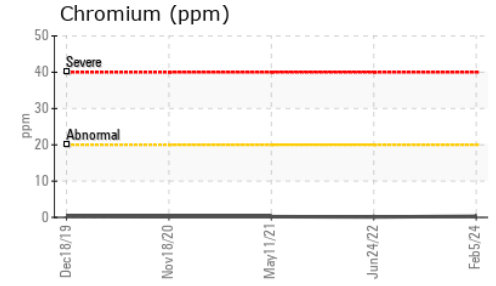
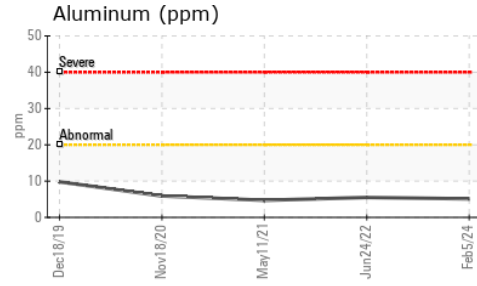
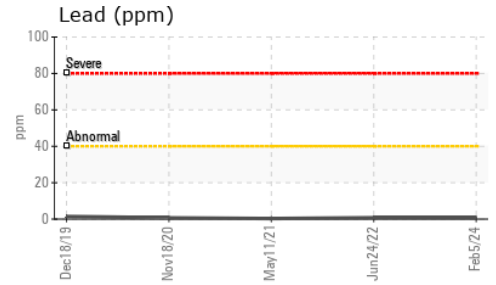
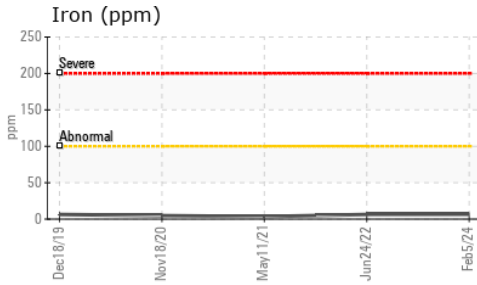


FLUID DEGRADATION		method	limit/base	current	history1	history2
Oxidation	Abs./1mm	ASTM D7414*	>25	<b>17.4</b>	17.8	17.9

VISUAL		method	limit/base	current	history1	history2
Emulsified Water	scalar	Visual*	>0.2	<b>NEG</b>	NEG	NEG
Free Water	scalar	Visual*		<b>NEG</b>	NEG	NEG

FLUID PROPERTIES		method	limit/base	current	history1	history2
Visc @ 40°C	cSt	ASTM D7279(m)	95.1	<b>86.4</b>	82.2	82.3
Visc @ 100°C	cSt	ASTM D7279(m)	14.3	<b>13.9</b>	13.2	13.3
Viscosity Index (VI)	Scale	ASTM D2270*	169	<b>165</b>	162	163

## GRAPHS



**Laboratory** : WearCheck - C8-1175 Appleby Line, Burlington, ON L7L 5H9  
**Sample No.** : PC0082660  
**Lab Number** : 02615551  
**Unique Number** : 5724646  
**Test Package** : MOB 1 ( Additional Tests: KV40, VI )

Green Infrastructure and Partners Inc (GIPI) - 286 - Shoring & Foundations  
 151 Ram Forest Rd,  
 Stouffville, ON  
 CA L4A 2G8  
 Contact: Bill Acton  
 bacton@gipi.com

*To discuss this sample report, contact Customer Service at 1-800-268-2131.  
 Test denoted (\*) outside scope of accreditation, (m) method modified, (e) tested at external lab.  
 Validity of results and interpretation are based on the sample and information as supplied.*

T:  
F: