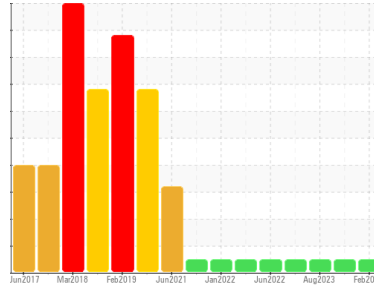




OIL ANALYSIS REPORT

Sample Rating Trend



NORMAL



Machine Id
8130
Component
Diesel Engine
Fluid
PETRO CANADA DURON SHP 10W30 (--- GAL)

DIAGNOSIS

Recommendation

Resample at the next service interval to monitor.

Wear

All component wear rates are normal.

Contamination

There is no indication of any contamination in the oil.

Fluid Condition

The condition of the oil is acceptable for the time in service.

SAMPLE INFORMATION

	method	limit/base	current	history1	history2
Sample Number	Client Info		GFL0102607	GFL0097650	GFL0090618
Sample Date	Client Info		12 Feb 2024	15 Oct 2023	20 Aug 2023
Machine Age	hrs	Client Info	16685	16201	15917
Oil Age	hrs	Client Info	0	0	0
Oil Changed	Client Info		N/A	N/A	N/A
Sample Status			NORMAL	NORMAL	NORMAL

CONTAMINATION

	method	limit/base	current	history1	history2
Fuel	WC Method	>5	<1.0	<1.0	<1.0
Water	WC Method	>0.2	NEG	NEG	NEG
Glycol	WC Method		NEG	NEG	NEG

WEAR METALS

	method	limit/base	current	history1	history2	
Iron	ppm	ASTM D5185(m)	>80	55	32	71
Chromium	ppm	ASTM D5185(m)	>5	2	1	3
Nickel	ppm	ASTM D5185(m)	>2	1	<1	1
Titanium	ppm	ASTM D5185(m)		0	0	0
Silver	ppm	ASTM D5185(m)	>3	0	<1	<1
Aluminum	ppm	ASTM D5185(m)	>30	4	2	4
Lead	ppm	ASTM D5185(m)	>30	3	<1	2
Copper	ppm	ASTM D5185(m)	>150	2	1	3
Tin	ppm	ASTM D5185(m)	>5	<1	<1	1
Antimony	ppm	ASTM D5185(m)		0	0	0
Vanadium	ppm	ASTM D5185(m)		0	0	0
Beryllium	ppm	ASTM D5185(m)		0	0	0
Cadmium	ppm	ASTM D5185(m)		0	0	0

ADDITIVES

	method	limit/base	current	history1	history2	
Boron	ppm	ASTM D5185(m)	2	2	2	2
Barium	ppm	ASTM D5185(m)	0	0	<1	0
Molybdenum	ppm	ASTM D5185(m)	50	56	55	52
Manganese	ppm	ASTM D5185(m)	0	0	0	<1
Magnesium	ppm	ASTM D5185(m)	950	881	865	839
Calcium	ppm	ASTM D5185(m)	1050	997	950	899
Phosphorus	ppm	ASTM D5185(m)	995	927	909	897
Zinc	ppm	ASTM D5185(m)	1180	1101	1089	1026
Sulfur	ppm	ASTM D5185(m)	2600	2396	2297	2114
Lithium	ppm	ASTM D5185(m)		<1	<1	<1

CONTAMINANTS

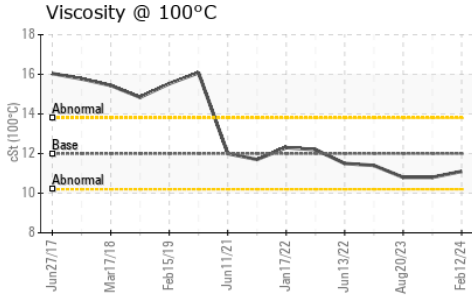
	method	limit/base	current	history1	history2	
Silicon	ppm	ASTM D5185(m)	>20	8	6	12
Sodium	ppm	ASTM D5185(m)		6	5	8
Potassium	ppm	ASTM D5185(m)	>20	1	0	<1

INFRA-RED

	method	limit/base	current	history1	history2	
Soot %	%	ASTM D7844*	>3	1.9	1	2.3
Nitration	Abs/cm	ASTM D7624*	>20	12.3	8.8	14.3
Sulfation	Abs./1mm	ASTM D7415*	>30	24.7	22.8	30.8



OIL ANALYSIS REPORT



FLUID DEGRADATION

method	limit/base	current	history1	history2
Oxidation	Abs./1mm ASTM D7414*	>25	20.7	19.8, 30.7

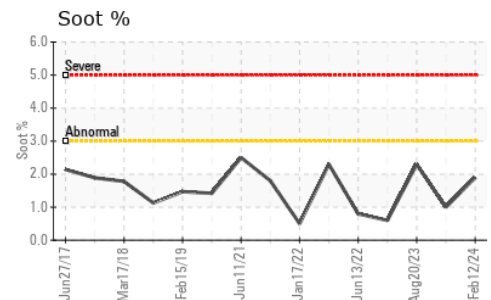
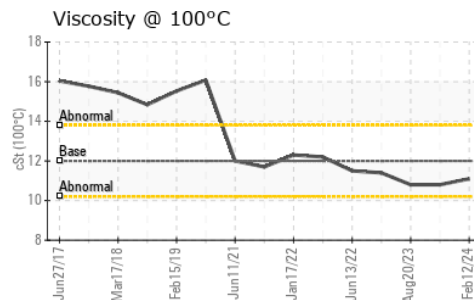
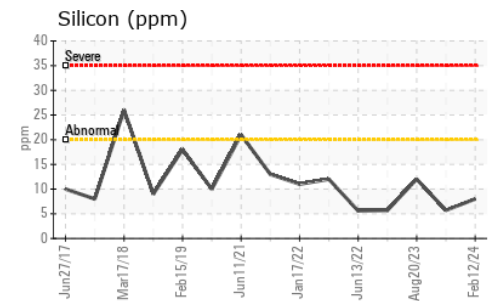
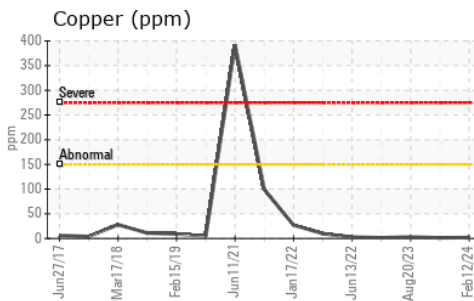
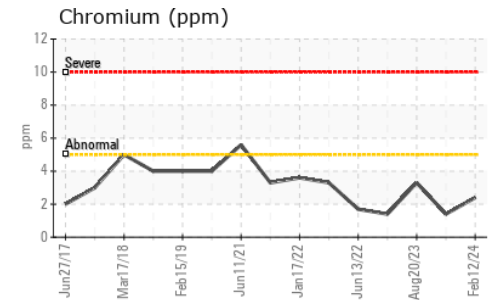
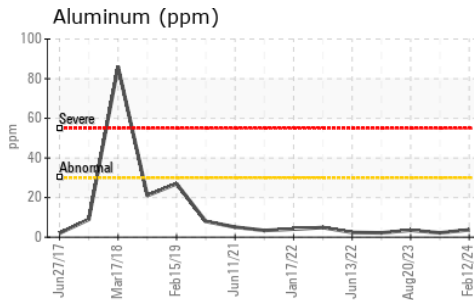
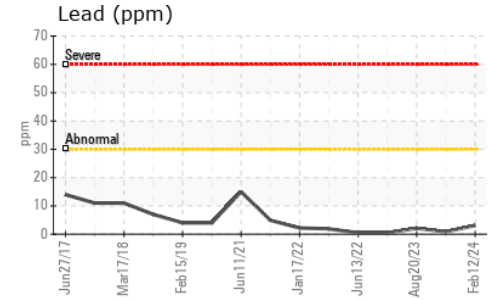
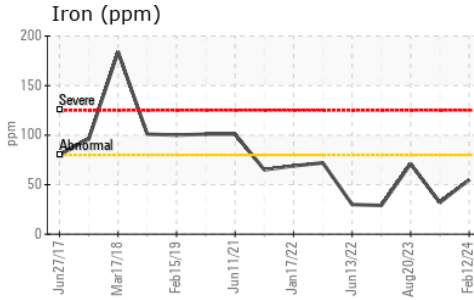
VISUAL

method	limit/base	current	history1	history2
Emulsified Water	scalar Visual*	>0.2	NEG	NEG, NEG
Free Water	scalar Visual*		NEG	NEG, NEG

FLUID PROPERTIES

method	limit/base	current	history1	history2
Visc @ 100°C	cSt ASTM D7279(m)	12.00	11.1	10.8, 10.8

GRAPHS



Laboratory : WearCheck - C8-1175 Appleby Line, Burlington, ON L7L 5H9
Sample No. : GFL0102607
Lab Number : 02616556
Unique Number : 5733666
Test Package : MOB 1
Received : 20 Feb 2024
Tested : 20 Feb 2024
Diagnosed : 20 Feb 2024 - Wes Davis

GFL Environmental - 554 - Edmonton SW
 8409 - 15th Street NW
 Edmonton, AB
 CA T6P 0B8
 Contact: Tim Greig
 tgreig@gflenv.com
 T: (780)231-0521
 F:

To discuss this sample report, contact Customer Service at 1-800-268-2131.
 Test denoted (*) outside scope of accreditation, (m) method modified, (e) tested at external lab.
 Validity of results and interpretation are based on the sample and information as supplied.