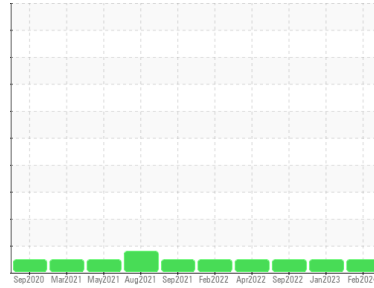


# OIL ANALYSIS REPORT

Sample Rating Trend



**NORMAL**



Machine Id

**ST253**

Component

**Diesel Engine**

Fluid

**PETRO CANADA DURON UHP 5W40 (8 LTR)**

## DIAGNOSIS

### Recommendation

Resample at the next service interval to monitor.

### Wear

All component wear rates are normal.

### Contamination

There is no indication of any contamination in the oil.

### Fluid Condition

The condition of the oil is acceptable for the time in service.

SAMPLE INFORMATION		method	limit/base	current	history1	history2
Sample Number	Client Info			<b>PC0078297</b>	PC0071444	PC0060933
Sample Date	Client Info			<b>13 Feb 2024</b>	19 Jan 2023	09 Sep 2022
Machine Age	hrs	Client Info		<b>33870</b>	32000	31040
Oil Age	hrs	Client Info		<b>0</b>	500	0
Oil Changed	Client Info			<b>Changed</b>	Changed	Changed
Sample Status				<b>NORMAL</b>	NORMAL	NORMAL

CONTAMINATION		method	limit/base	current	history1	history2
Fuel	WC Method	>5		<b>&lt;1.0</b>	<1.0	<1.0
Water	WC Method	>0.2		<b>NEG</b>	NEG	NEG
Glycol	WC Method			<b>NEG</b>	NEG	NEG

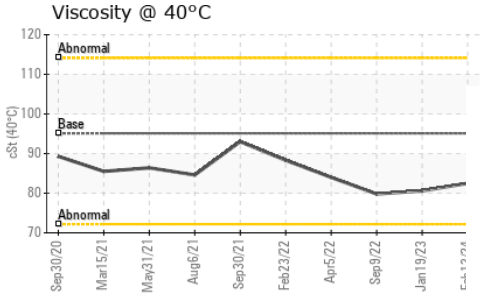
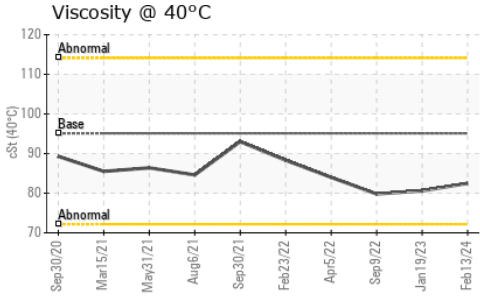
WEAR METALS		method	limit/base	current	history1	history2
Iron	ppm	ASTM D5185(m)	>100	<b>21</b>	15	9
Chromium	ppm	ASTM D5185(m)	>20	<b>&lt;1</b>	<1	0
Nickel	ppm	ASTM D5185(m)	>4	<b>&lt;1</b>	<1	0
Titanium	ppm	ASTM D5185(m)		<b>0</b>	0	<1
Silver	ppm	ASTM D5185(m)	>3	<b>0</b>	<1	0
Aluminum	ppm	ASTM D5185(m)	>20	<b>4</b>	2	2
Lead	ppm	ASTM D5185(m)	>40	<b>&lt;1</b>	2	<1
Copper	ppm	ASTM D5185(m)	>330	<b>6</b>	17	<1
Tin	ppm	ASTM D5185(m)	>15	<b>0</b>	1	0
Antimony	ppm	ASTM D5185(m)		<b>0</b>	0	0
Vanadium	ppm	ASTM D5185(m)		<b>0</b>	0	0
Beryllium	ppm	ASTM D5185(m)		<b>0</b>	0	0
Cadmium	ppm	ASTM D5185(m)		<b>0</b>	0	0

ADDITIVES		method	limit/base	current	history1	history2
Boron	ppm	ASTM D5185(m)	65	<b>48</b>	21	20
Barium	ppm	ASTM D5185(m)	0	<b>&lt;1</b>	0	0
Molybdenum	ppm	ASTM D5185(m)	65	<b>60</b>	57	54
Manganese	ppm	ASTM D5185(m)	0	<b>&lt;1</b>	<1	<1
Magnesium	ppm	ASTM D5185(m)	1160	<b>1014</b>	1085	1003
Calcium	ppm	ASTM D5185(m)	820	<b>836</b>	859	905
Phosphorus	ppm	ASTM D5185(m)	1160	<b>972</b>	1053	1024
Zinc	ppm	ASTM D5185(m)	1260	<b>1111</b>	1207	1164
Sulfur	ppm	ASTM D5185(m)	3000	<b>2838</b>	2692	2560
Lithium	ppm	ASTM D5185(m)		<b>&lt;1</b>	<1	<1

CONTAMINANTS		method	limit/base	current	history1	history2
Silicon	ppm	ASTM D5185(m)	>25	<b>9</b>	5	4
Sodium	ppm	ASTM D5185(m)		<b>4</b>	4	4
Potassium	ppm	ASTM D5185(m)	>20	<b>1</b>	<1	0

INFRA-RED		method	limit/base	current	history1	history2
Soot %	%	ASTM D7844*	>3	<b>0</b>	0	0
Nitration	Abs/cm	ASTM D7624*	>20	<b>9.2</b>	11.0	8.4
Sulfation	Abs/.1mm	ASTM D7415*	>30	<b>19.9</b>	23.3	20.8

# OIL ANALYSIS REPORT

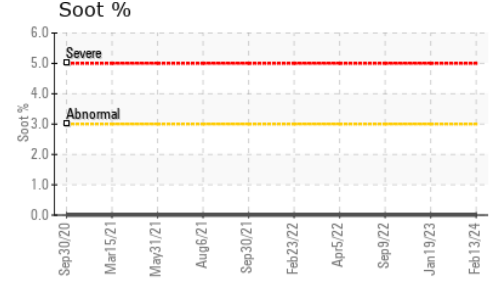
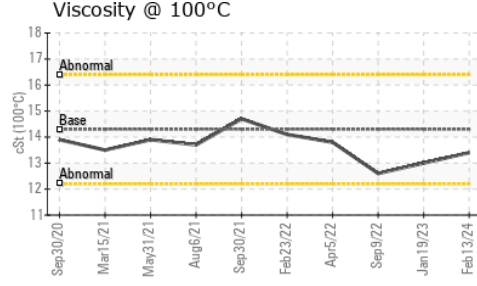
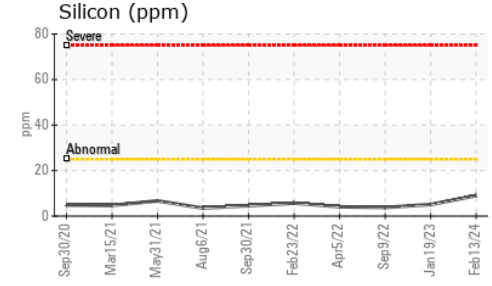
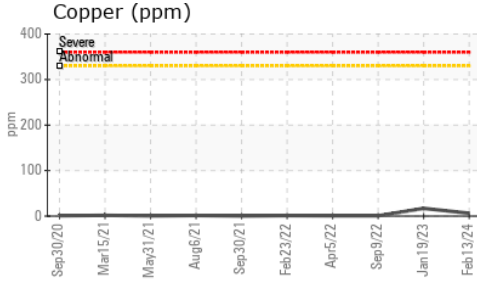
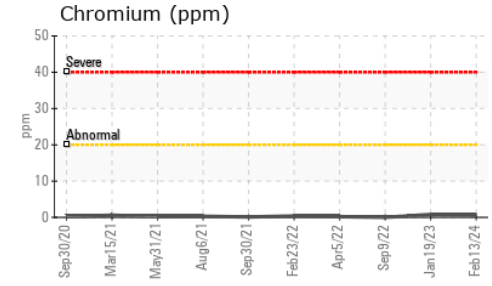
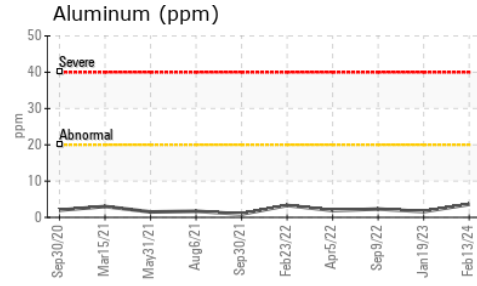
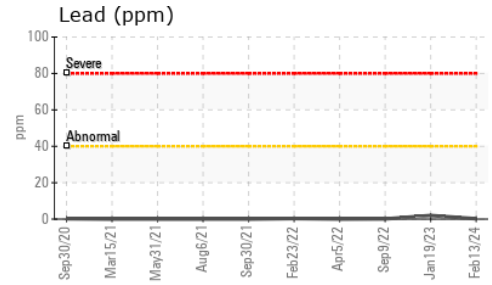
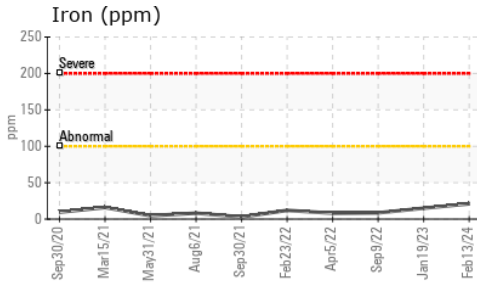


FLUID DEGRADATION		method	limit/base	current	history1	history2
Oxidation	Abs./1mm	ASTM D7414*	>25	<b>18.9</b>	21.2	17.7

VISUAL		method	limit/base	current	history1	history2
Emulsified Water	scalar	Visual*	>0.2	<b>NEG</b>	NEG	NEG
Free Water	scalar	Visual*		<b>NEG</b>	NEG	NEG

FLUID PROPERTIES		method	limit/base	current	history1	history2
Visc @ 40°C	cSt	ASTM D7279(m)	95.1	<b>82.5</b>	80.6	79.8
Visc @ 100°C	cSt	ASTM D7279(m)	14.3	<b>13.4</b>	13.0	12.6
Viscosity Index (VI)	Scale	ASTM D2270*	169	<b>165</b>	162	156

## GRAPHS



**Laboratory** : WearCheck - C8-1175 Appleby Line, Burlington, ON L7L 5H9  
**Sample No.** : PC0078297  
**Lab Number** : **02617406**  
**Unique Number** : 5734516  
**Test Package** : MOB 1 ( Additional Tests: KV40, VI )

Green Infrastructure and Partners Inc (GIPI) - 286 - Shoring & Foundations  
 151 Ram Forest Rd,  
 Stouffville, ON  
 CA L4A 2G8  
 Contact: Shannon Abbott  
 sabbott@gipi.com  
 T: (905)750-5900  
 F:

To discuss this sample report, contact Customer Service at 1-800-268-2131.  
 Test denoted (\*) outside scope of accreditation, (m) method modified, (e) tested at external lab.  
 Validity of results and interpretation are based on the sample and information as supplied.