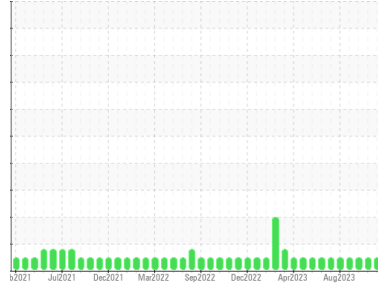



# OIL ANALYSIS REPORT

Sample Rating Trend



**NORMAL**



Machine Id  
**K601**  
Component  
**Natural Gas Compression Engine**  
Fluid  
**PETRO CANADA SENTRON LD 3000 (--- LTR)**

## DIAGNOSIS

### Recommendation

Resample at the next service interval to monitor.

### Wear

All component wear rates are normal.

### Contamination

There is no indication of any contamination in the oil.

### Fluid Condition

The AN level is acceptable for this fluid. The condition of the oil is suitable for further service.

## SAMPLE INFORMATION

	method	limit/base	current	history1	history2
Sample Number	Client Info		<b>PC0085507</b>	PC0085493	PC90000788
Sample Date	Client Info		<b>16 Feb 2024</b>	17 Jan 2024	25 Oct 2023
Machine Age	hrs	Client Info	<b>30354</b>	29659	27671
Oil Age	hrs	Client Info	<b>0</b>	0	4284
Oil Changed	Client Info		<b>Not Changed</b>	Not Changed	Not Changed
Sample Status			<b>NORMAL</b>	NORMAL	NORMAL

## CONTAMINATION

	method	limit/base	current	history1	history2
Fuel	WC Method	>4.0	<b>&lt;1.0</b>	<1.0	<1.0
Glycol	WC Method		<b>NEG</b>	NEG	NEG

## WEAR METALS

	method	limit/base	current	history1	history2	
PQ	ASTM D8184*	>20	<b>0</b>	0	---	
Iron	ppm	ASTM D5185(m)	>14	<b>1</b>	<1	3
Chromium	ppm	ASTM D5185(m)	>3	<b>0</b>	0	0
Nickel	ppm	ASTM D5185(m)	>5	<b>0</b>	<1	0
Titanium	ppm	ASTM D5185(m)		<b>0</b>	0	0
Silver	ppm	ASTM D5185(m)	>5	<b>0</b>	0	0
Aluminum	ppm	ASTM D5185(m)	>5	<b>2</b>	1	1
Lead	ppm	ASTM D5185(m)	>8	<b>0</b>	0	1
Copper	ppm	ASTM D5185(m)	>5	<b>&lt;1</b>	<1	0
Tin	ppm	ASTM D5185(m)	>3	<b>0</b>	0	0
Antimony	ppm	ASTM D5185(m)		<b>0</b>	0	0
Vanadium	ppm	ASTM D5185(m)		<b>0</b>	0	0
Beryllium	ppm	ASTM D5185(m)		<b>0</b>	0	0
Cadmium	ppm	ASTM D5185(m)		<b>0</b>	0	0

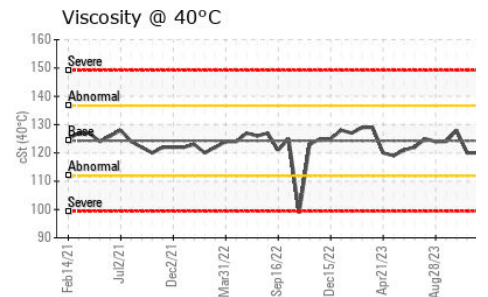

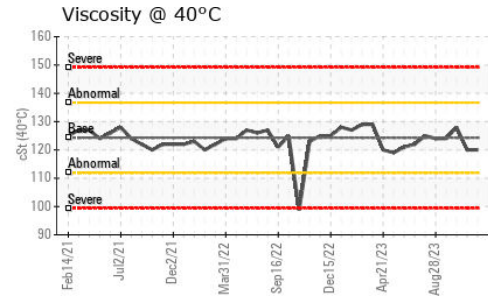
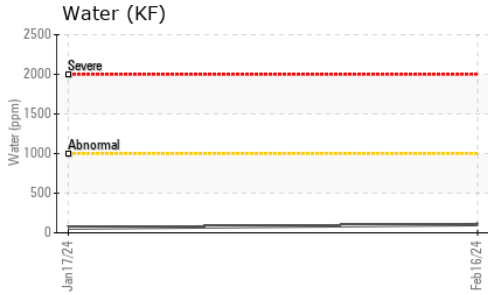
## ADDITIVES

	method	limit/base	current	history1	history2	
Boron	ppm	ASTM D5185(m)	5	<b>&lt;1</b>	<1	1
Barium	ppm	ASTM D5185(m)	1	<b>0</b>	0	0
Molybdenum	ppm	ASTM D5185(m)	2	<b>&lt;1</b>	0	1
Manganese	ppm	ASTM D5185(m)	1	<b>0</b>	0	0
Magnesium	ppm	ASTM D5185(m)	5	<b>8</b>	7	7
Calcium	ppm	ASTM D5185(m)	1220	<b>1349</b>	1231	1465
Phosphorus	ppm	ASTM D5185(m)	298	<b>283</b>	257	325
Zinc	ppm	ASTM D5185(m)	350	<b>333</b>	303	384
Sulfur	ppm	ASTM D5185(m)	1995	<b>2222</b>	2068	---
Lithium	ppm	ASTM D5185(m)		<b>&lt;1</b>	<1	0

## CONTAMINANTS

	method	limit/base	current	history1	history2	
Silicon	ppm	ASTM D5185(m)	>180	<b>1</b>	1	2
Sodium	ppm	ASTM D5185(m)	>20	<b>&lt;1</b>	<1	1
Potassium	ppm	ASTM D5185(m)	>20	<b>&lt;1</b>	<1	0
Water	%	ASTM D6304*	>0.1	<b>0.010</b>	0.005	---
ppm Water	ppm	ASTM D6304*	>1000	<b>104</b>	60	---

# OIL ANALYSIS REPORT



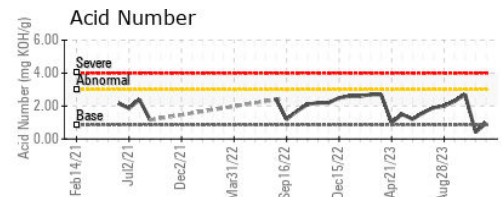
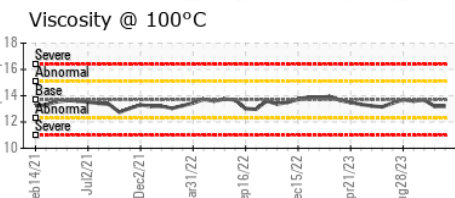
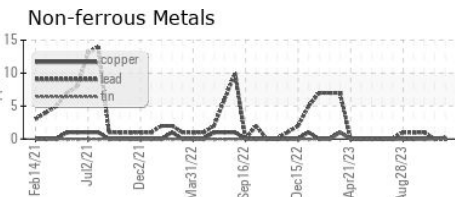
INFRA-RED		method	limit/base	current	history1	history2
Soot %	%	ASTM D7844*		<b>0</b>	0	---
Nitration	Abs/cm	ASTM D7624*	>15	<b>4.2</b>	3.3	6
Nitration(Diff)	Abs/cm	ASTM E2412*		<b>4.7</b>	2.2	---
Sulfation	Abs./1mm	ASTM D7415*	>25	<b>16.1</b>	14.8	21.1
Sulfation(Diff)	Abs/cm	ASTM E2412*		<b>5.8</b>	2.5	---

FLUID DEGRADATION		method	limit/base	current	history1	history2
Oxidation	Abs./1mm	ASTM D7414*	>20	<b>9.5</b>	7.9	17.2
Oxidation(Diff)	Abs/cm	ASTM E2412*		<b>6.2</b>	2.8	---
Acid Number (AN)	mg KOH/g	ASTM D974*	0.86	<b>0.97</b>	0.41	2.7

VISUAL		method	limit/base	current	history1	history2
White Metal	scalar	Visual*	NONE	<b>NONE</b>	NONE	---
Yellow Metal	scalar	Visual*	NONE	<b>NONE</b>	NONE	---
Precipitate	scalar	Visual*	NONE	<b>NONE</b>	NONE	---
Silt	scalar	Visual*	NONE	<b>NONE</b>	NONE	---
Debris	scalar	Visual*	NONE	<b>NONE</b>	NONE	---
Sand/Dirt	scalar	Visual*	NONE	<b>NONE</b>	NONE	---
Appearance	scalar	Visual*	NORML	<b>NORML</b>	NORML	---
Odor	scalar	Visual*	NORML	<b>NORML</b>	NORML	---
Emulsified Water	scalar	Visual*	>0.1	<b>NEG</b>	NEG	---
Free Water	scalar	Visual*		<b>NEG</b>	NEG	---

FLUID PROPERTIES		method	limit/base	current	history1	history2
Visc @ 40°C	cSt	ASTM D7279(m)	124.3	<b>120</b>	120	128
Visc @ 100°C	cSt	ASTM D7279(m)	13.7	<b>13.2</b>	13.2	13.68
Viscosity Index (VI)	Scale	ASTM D2270*	106	<b>104</b>	104	102

## GRAPHS



**Laboratory** : WearCheck - C8-1175 Appleby Line, Burlington, ON L7L 5H9  
**Sample No.** : PC0085507  
**Lab Number** : **02617626**  
**Unique Number** : 5734736  
**Test Package** : PLANT ( Additional Tests: FT-IR, FT-IR(Diff), KV100, TAN Man, VI )

**Received** : 23 Feb 2024  
**Tested** : 26 Feb 2024  
**Diagnosed** : 26 Feb 2024 - Bill Quesnel

**NuVista Energy**  
 10508 67 Ave, #201  
 Grande Prairie, AB  
 CA T8W 0K8  
 Contact: Eldon Weaver  
 eweaver@nvaenergy.com

To discuss this sample report, contact Customer Service at 1-800-268-2131.  
 Test denoted (\*) outside scope of accreditation, (m) method modified, (e) tested at external lab.  
 Validity of results and interpretation are based on the sample and information as supplied.

T:  
F: