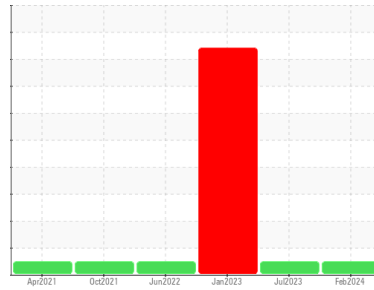




OIL ANALYSIS REPORT

Sample Rating Trend



NORMAL



Machine Id
731012
Component
Natural Gas Engine
Fluid
PETRO CANADA DURON GEO LD 15W40 (--- GAL)

DIAGNOSIS

Recommendation

Resample at the next service interval to monitor.

Wear

All component wear rates are normal.

Contamination

Elevated aluminum (Al) and/or lead (Pb) and potassium (K) levels in your metals analysis are likely a result of solder flux release into the lubricant and is common on new equipment/components. There is no indication of any contamination in the oil.

Fluid Condition

The condition of the oil is acceptable for the time in service.

SAMPLE INFORMATION

	method	limit/base	current	history1	history2
Sample Number	Client Info		GFL0100722	GFL0079577	GFL0041619
Sample Date	Client Info		22 Feb 2024	05 Jul 2023	03 Jan 2023
Machine Age	hrs	Client Info	6291	78725	78725
Oil Age	hrs	Client Info	0	78725	0
Oil Changed	Client Info		Changed	N/A	Changed
Sample Status			NORMAL	NORMAL	SEVERE

CONTAMINATION

	method	limit/base	current	history1	history2
Water	WC Method	>0.1	NEG	NEG	NEG
Glycol	WC Method		---	0.0	0.355

WEAR METALS

	method	limit/base	current	history1	history2	
Iron	ppm	ASTM D5185(m)	>50	14	19	18
Chromium	ppm	ASTM D5185(m)	>4	<1	<1	1
Nickel	ppm	ASTM D5185(m)	>2	1	<1	1
Titanium	ppm	ASTM D5185(m)		0	<1	<1
Silver	ppm	ASTM D5185(m)	>3	0	0	0
Aluminum	ppm	ASTM D5185(m)	>9	3	1	4
Lead	ppm	ASTM D5185(m)	>30	1	<1	4
Copper	ppm	ASTM D5185(m)	>35	2	3	2
Tin	ppm	ASTM D5185(m)	>4	<1	<1	1
Antimony	ppm	ASTM D5185(m)		0	0	0
Vanadium	ppm	ASTM D5185(m)		0	0	0
Beryllium	ppm	ASTM D5185(m)		0	0	0
Cadmium	ppm	ASTM D5185(m)		0	0	0

ADDITIVES

	method	limit/base	current	history1	history2	
Boron	ppm	ASTM D5185(m)	50	5	8	5
Barium	ppm	ASTM D5185(m)	5	<1	5	0
Molybdenum	ppm	ASTM D5185(m)	50	56	52	68
Manganese	ppm	ASTM D5185(m)	0	<1	3	1
Magnesium	ppm	ASTM D5185(m)	560	562	538	650
Calcium	ppm	ASTM D5185(m)	1510	1725	1491	1728
Phosphorus	ppm	ASTM D5185(m)	780	733	676	899
Zinc	ppm	ASTM D5185(m)	870	944	892	1018
Sulfur	ppm	ASTM D5185(m)	2040	2176	1958	2172
Lithium	ppm	ASTM D5185(m)		<1	<1	<1

CONTAMINANTS

	method	limit/base	current	history1	history2	
Silicon	ppm	ASTM D5185(m)	>+100	5	14	7
Sodium	ppm	ASTM D5185(m)		4	5	63
Potassium	ppm	ASTM D5185(m)	>20	5	29	540

INFRA-RED

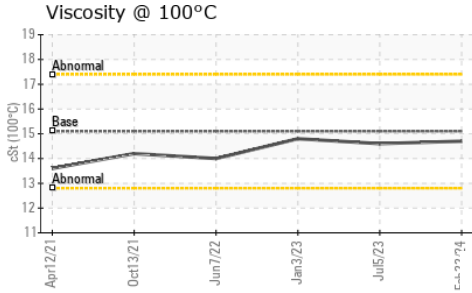
	method	limit/base	current	history1	history2	
Soot %	%	ASTM D7844*		0	0	0
Nitration	Abs/cm	ASTM D7624*	>20	12.4	11.1	8.2
Sulfation	Abs/.1mm	ASTM D7415*	>30	26.9	22.3	20.4

FLUID DEGRADATION

	method	limit/base	current	history1	history2	
Oxidation	Abs/.1mm	ASTM D7414*	>25	22.0	18.4	12.8



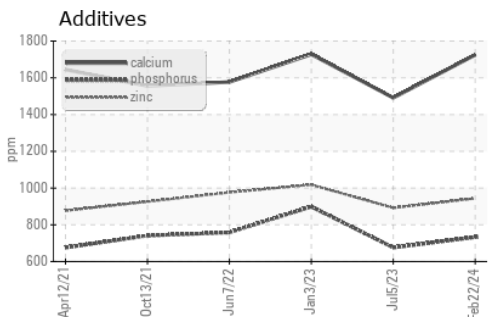
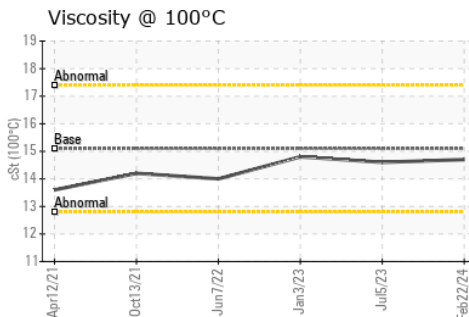
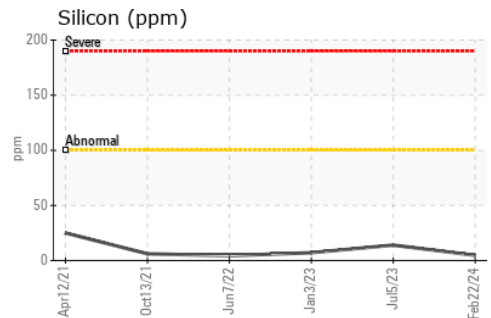
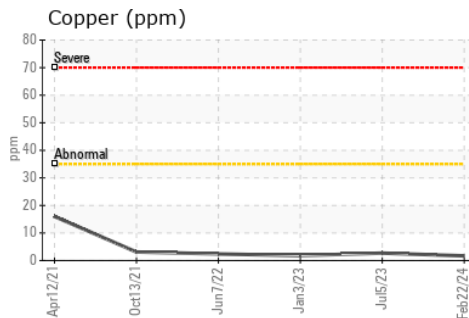
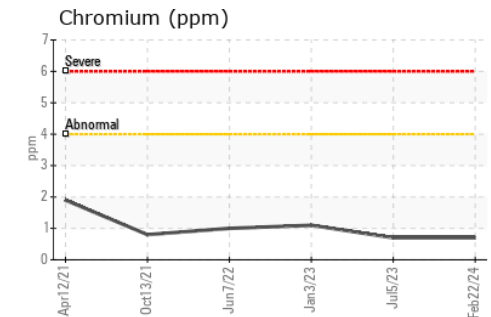
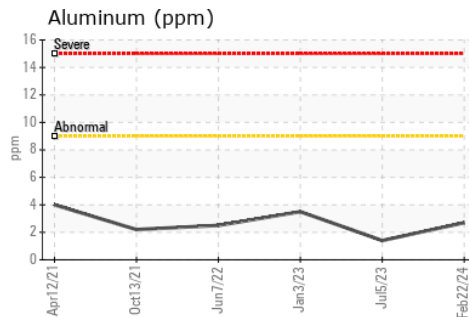
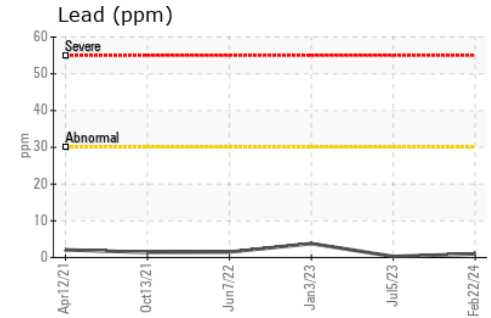
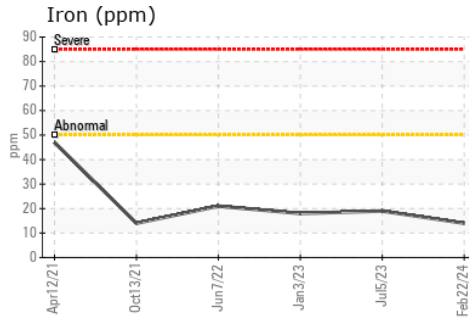
OIL ANALYSIS REPORT



VISUAL	method	limit/base	current	history1	history2
Emulsified Water	scalar	Visual*	>0.1	NEG	NEG
Free Water	scalar	Visual*		NEG	NEG

FLUID PROPERTIES	method	limit/base	current	history1	history2
Visc @ 100°C	cSt	ASTM D7279(m)	15.1	14.7	14.6

GRAPHS



Laboratory : WearCheck - C8-1175 Appleby Line, Burlington, ON L7L 5H9
Sample No. : GFL0100722
Lab Number : 02618016
Unique Number : 5735126
Test Package : MOB 1
Received : 26 Feb 2024
Tested : 26 Feb 2024
Diagnosed : 26 Feb 2024 - Kevin Marson

GFL Environmental - 277 - Niagara Regional
 C/O Metro Truck Niagara Inc., 411 Glendale Avenue
 St. Catharines, ON
 CA L2P 3Y1
 Contact: Kelly Bremner
 kbremner@gflenv.com
 T: (437)235-6849
 F:

To discuss this sample report, contact Customer Service at 1-800-268-2131.
 Test denoted (*) outside scope of accreditation, (m) method modified, (e) tested at external lab.
 Validity of results and interpretation are based on the sample and information as supplied.