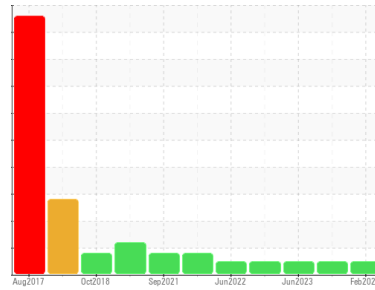




OIL ANALYSIS REPORT

Sample Rating Trend



NORMAL



Machine Id
8129
 Component
Diesel Engine
 Fluid
PETRO CANADA DURON SHP 10W30 (--- GAL)

DIAGNOSIS

Recommendation

Resample at the next service interval to monitor.

Wear

All component wear rates are normal.

Contamination

There is no indication of any contamination in the oil.

Fluid Condition

The condition of the oil is acceptable for the time in service.

SAMPLE INFORMATION

	method	limit/base	current	history1	history2
Sample Number	Client Info		GFL0102662	GFL0097631	GFL0085935
Sample Date	Client Info		25 Feb 2024	18 Nov 2023	09 Jun 2023
Machine Age	hrs	Client Info	16964	16452	1579
Oil Age	hrs	Client Info	0	0	0
Oil Changed	Client Info		Changed	N/A	N/A
Sample Status			NORMAL	NORMAL	NORMAL

CONTAMINATION

	method	limit/base	current	history1	history2
Fuel	WC Method	>5	<1.0	<1.0	<1.0
Water	WC Method	>0.2	NEG	NEG	NEG
Glycol	WC Method		NEG	NEG	NEG

WEAR METALS

	method	limit/base	current	history1	history2	
Iron	ppm	ASTM D5185(m)	>80	25	12	35
Chromium	ppm	ASTM D5185(m)	>5	1	<1	2
Nickel	ppm	ASTM D5185(m)	>2	<1	0	<1
Titanium	ppm	ASTM D5185(m)		0	0	0
Silver	ppm	ASTM D5185(m)	>3	0	<1	0
Aluminum	ppm	ASTM D5185(m)	>30	3	2	3
Lead	ppm	ASTM D5185(m)	>30	<1	0	<1
Copper	ppm	ASTM D5185(m)	>150	<1	<1	1
Tin	ppm	ASTM D5185(m)	>5	0	0	0
Antimony	ppm	ASTM D5185(m)		0	0	0
Vanadium	ppm	ASTM D5185(m)		0	0	0
Beryllium	ppm	ASTM D5185(m)		0	0	0
Cadmium	ppm	ASTM D5185(m)		0	0	0

ADDITIVES

	method	limit/base	current	history1	history2	
Boron	ppm	ASTM D5185(m)	2	2	3	2
Barium	ppm	ASTM D5185(m)	0	0	0	0
Molybdenum	ppm	ASTM D5185(m)	50	55	55	53
Manganese	ppm	ASTM D5185(m)	0	0	0	<1
Magnesium	ppm	ASTM D5185(m)	950	873	879	861
Calcium	ppm	ASTM D5185(m)	1050	963	961	947
Phosphorus	ppm	ASTM D5185(m)	995	906	924	943
Zinc	ppm	ASTM D5185(m)	1180	1071	1085	1067
Sulfur	ppm	ASTM D5185(m)	2600	2331	2358	2211
Lithium	ppm	ASTM D5185(m)		<1	<1	<1

CONTAMINANTS

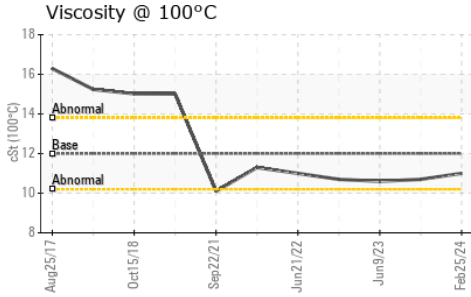
	method	limit/base	current	history1	history2	
Silicon	ppm	ASTM D5185(m)	>20	5	4	6
Sodium	ppm	ASTM D5185(m)		27	11	11
Potassium	ppm	ASTM D5185(m)	>20	1	0	1

INFRA-RED

	method	limit/base	current	history1	history2	
Soot %	%	ASTM D7844*	>3	2.1	0.7	1.8
Nitration	Abs/cm	ASTM D7624*	>20	12.3	7.5	12.9
Sulfation	Abs./1mm	ASTM D7415*	>30	24.7	20.6	26.2



OIL ANALYSIS REPORT

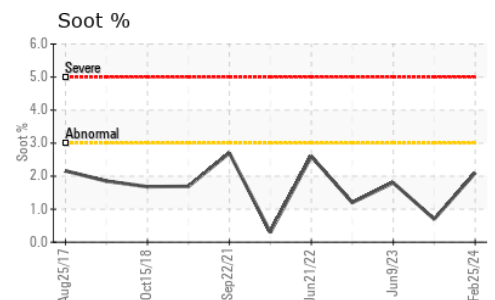
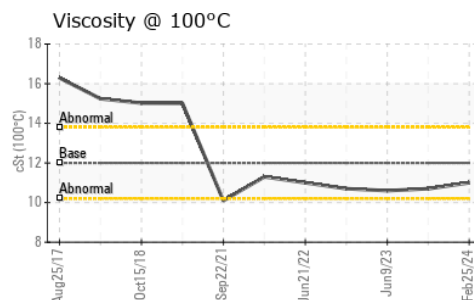
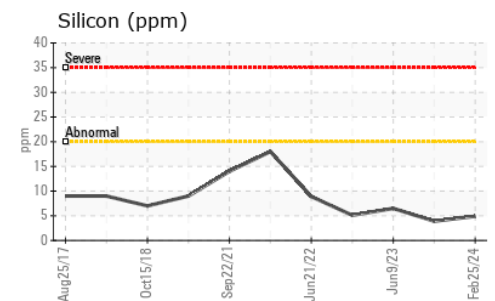
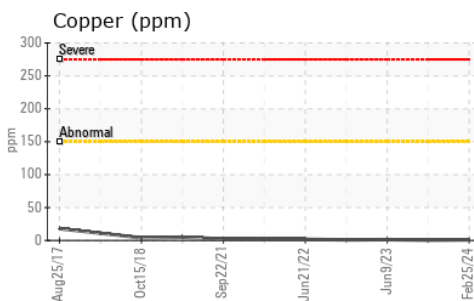
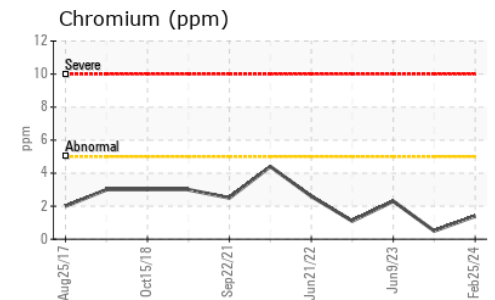
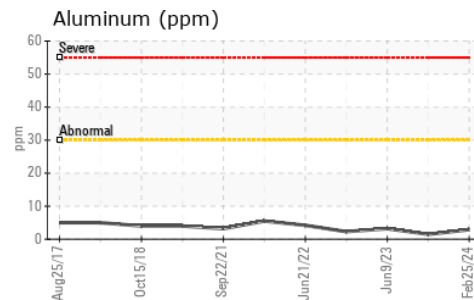
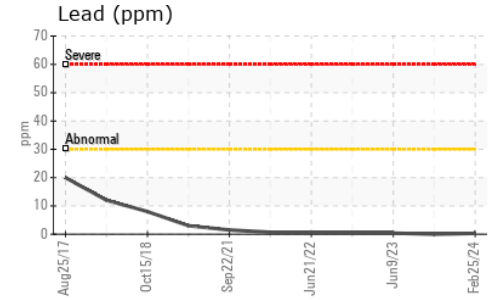
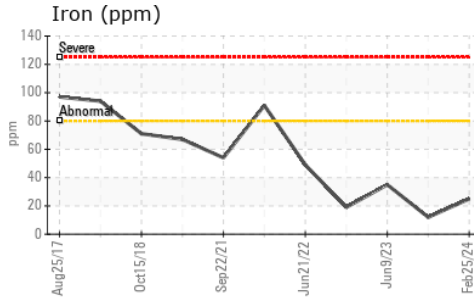


FLUID DEGRADATION		method	limit/base	current	history1	history2
Oxidation	Abs./1mm	ASTM D7414*	>25	20.6	16.4	26.6

VISUAL		method	limit/base	current	history1	history2
Emulsified Water	scalar	Visual*	>0.2	NEG	NEG	NEG
Free Water	scalar	Visual*		NEG	NEG	NEG

FLUID PROPERTIES		method	limit/base	current	history1	history2
Visc @ 100°C	cSt	ASTM D7279(m)	12.00	11.0	10.7	10.6

GRAPHS



Laboratory : WearCheck - C8-1175 Appleby Line, Burlington, ON L7L 5H9 **GFL Environmental - 554 - Edmonton SW**
Sample No. : GFL0102662 **Received** : 06 Mar 2024 **8409 -15th Street NW**
Lab Number : **02620082** **Tested** : 06 Mar 2024 **Edmonton, AB**
Unique Number : 5737192 **Diagnosed** : 06 Mar 2024 - Wes Davis **CA T6P 0B8**
Test Package : MOB 1 **Contact:** Tim Greig **tgreig@gflenv.com**
T: (780)231-0521
F:

To discuss this sample report, contact Customer Service at 1-800-268-2131.
 Test denoted (*) outside scope of accreditation, (m) method modified, (e) tested at external lab.
 Validity of results and interpretation are based on the sample and information as supplied.