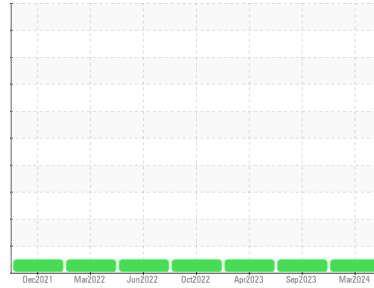




OIL ANALYSIS REPORT

Sample Rating Trend

NORMAL



Machine Id
731080
 Component
Natural Gas Engine
 Fluid
PETRO CANADA DURON GEO LD 15W40 (--- LTR)

DIAGNOSIS

Recommendation

Resample at the next service interval to monitor.

Wear

All component wear rates are normal.

Contamination

There is no indication of any contamination in the oil.

Fluid Condition

The condition of the oil is acceptable for the time in service.

SAMPLE INFORMATION

	method	limit/base	current	history1	history2
Sample Number	Client Info		GFL0110226	GFL0061017	GFL0064320
Sample Date	Client Info		07 Mar 2024	28 Sep 2023	05 Apr 2023
Machine Age	hrs	Client Info	6567	5453	4258
Oil Age	hrs	Client Info	1200	1200	1200
Oil Changed	Client Info		Changed	Changed	Changed
Sample Status			NORMAL	NORMAL	NORMAL

CONTAMINATION

	method	limit/base	current	history1	history2
Water	WC Method	>0.1	NEG	NEG	NEG

WEAR METALS

	method	limit/base	current	history1	history2
Iron	ppm	ASTM D5185(m) >50	12	11	13
Chromium	ppm	ASTM D5185(m) >4	1	<1	1
Nickel	ppm	ASTM D5185(m) >2	1	<1	<1
Titanium	ppm	ASTM D5185(m)	0	0	<1
Silver	ppm	ASTM D5185(m) >3	0	<1	0
Aluminum	ppm	ASTM D5185(m) >9	2	2	2
Lead	ppm	ASTM D5185(m) >30	3	6	1
Copper	ppm	ASTM D5185(m) >35	1	1	2
Tin	ppm	ASTM D5185(m) >4	<1	<1	<1
Antimony	ppm	ASTM D5185(m)	0	0	0
Vanadium	ppm	ASTM D5185(m)	0	0	0
Beryllium	ppm	ASTM D5185(m)	0	0	0
Cadmium	ppm	ASTM D5185(m)	0	0	0

ADDITIVES

	method	limit/base	current	history1	history2
Boron	ppm	ASTM D5185(m) 50	8	7	8
Barium	ppm	ASTM D5185(m) 5	0	<1	0
Molybdenum	ppm	ASTM D5185(m) 50	57	66	56
Manganese	ppm	ASTM D5185(m) 0	0	0	<1
Magnesium	ppm	ASTM D5185(m) 560	607	624	593
Calcium	ppm	ASTM D5185(m) 1510	1674	1694	1734
Phosphorus	ppm	ASTM D5185(m) 780	726	715	781
Zinc	ppm	ASTM D5185(m) 870	953	955	944
Sulfur	ppm	ASTM D5185(m) 2040	2220	2107	2100
Lithium	ppm	ASTM D5185(m)	<1	<1	<1

CONTAMINANTS

	method	limit/base	current	history1	history2
Silicon	ppm	ASTM D5185(m) >+100	4	4	4
Sodium	ppm	ASTM D5185(m)	8	9	9
Potassium	ppm	ASTM D5185(m) >20	<1	0	<1

INFRA-RED

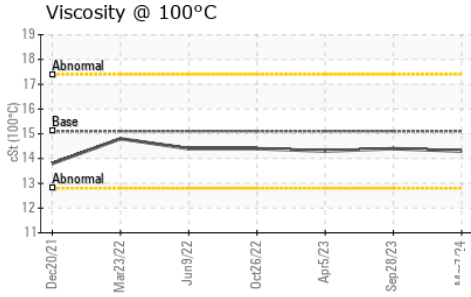
	method	limit/base	current	history1	history2
Soot %	%	ASTM D7844*	0	0	0
Nitration	Abs/cm	ASTM D7624*	12.3	11.5	10.4
Sulfation	Abs/.1mm	ASTM D7415*	25.0	24.6	23.9

FLUID DEGRADATION

	method	limit/base	current	history1	history2
Oxidation	Abs/.1mm	ASTM D7414*	20.0	19.7	15.7



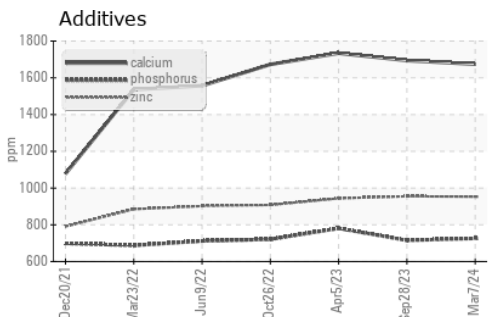
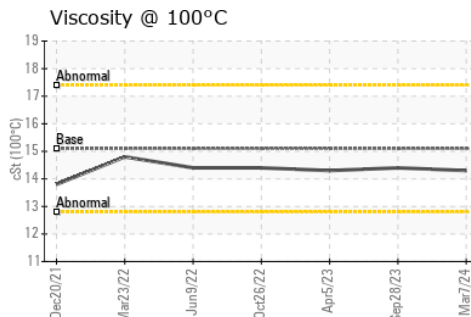
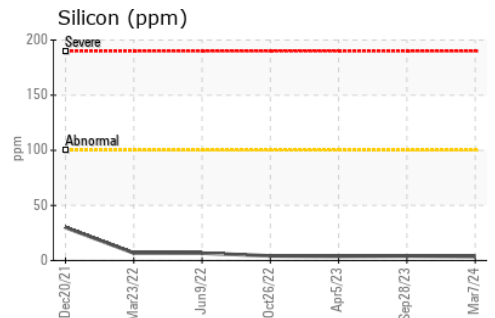
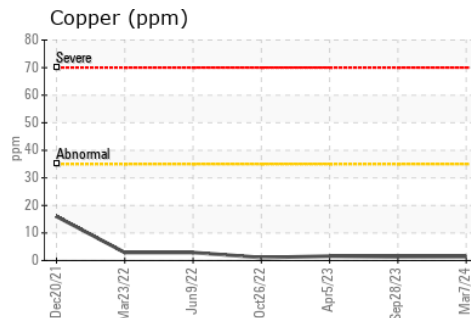
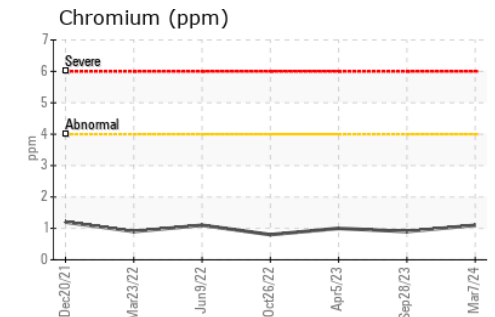
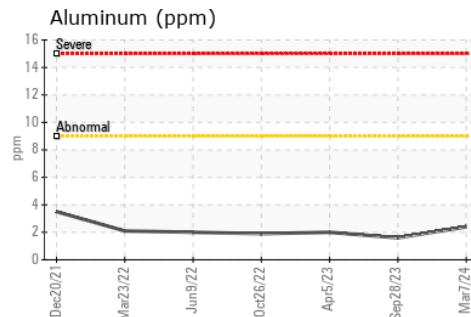
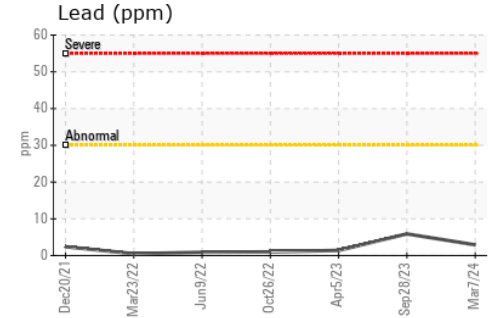
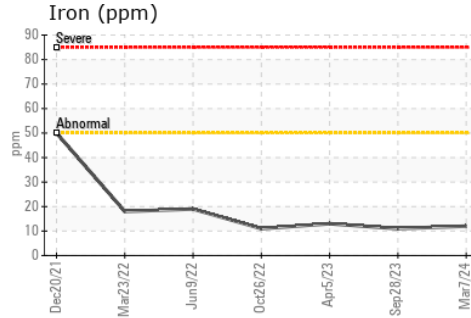
OIL ANALYSIS REPORT



VISUAL	method	limit/base	current	history1	history2
Emulsified Water	scalar	Visual*	>0.1	NEG	NEG
Free Water	scalar	Visual*		NEG	NEG

FLUID PROPERTIES	method	limit/base	current	history1	history2
Visc @ 100°C	cSt	ASTM D7279(m)	15.1	14.3	14.4

GRAPHS



ISO 17025:2017
Accredited
Laboratory

Laboratory : WearCheck - C8-1175 Appleby Line, Burlington, ON L7L 5H9
Sample No. : GFL0110226
Lab Number : 02621074
Unique Number : 5746193
Test Package : MOB 1

Received : 11 Mar 2024
Tested : 11 Mar 2024
Diagnosed : 11 Mar 2024 - Wes Davis

GFL Environmental - 209 - Hamilton

560 Seaman Street
Stoney Creek, ON
CA L8E 3X7
Contact: Fred Carleton
fred.carleton@gflenv.com
T: (289)925-6693
F: (905)664-9008

To discuss this sample report, contact Customer Service at 1-800-268-2131.
Test denoted (*) outside scope of accreditation, (m) method modified, (e) tested at external lab.
Validity of results and interpretation are based on the sample and information as supplied.