

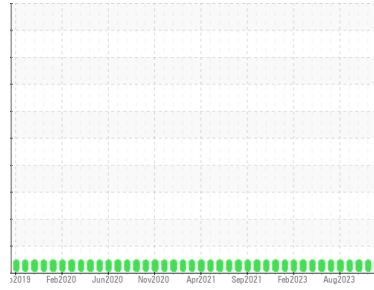
OIL ANALYSIS REPORT

Sample Rating Trend

NORMAL



Area
Framo
Machine Id
HPU Framo A Hyd. Power (S/N Sample Tag IH-65203-S1)
Component
Hydraulic System
Fluid
CASTROL HYSPIIN AWH-M ISO 46 (27000 LTR)



DIAGNOSIS

Recommendation

Resample at the next service interval to monitor. Please contact your representative for information regarding the proper sampling kits for your service. NOTE: We recommend using MAR 3 test kits, this testkit includes Analytical Ferrography which provides a detailed morphological analysis of wear particles present in the fluid.

Wear

Component wear rates appear to be normal (unconfirmed).

Contamination

The system cleanliness is acceptable for your target ISO 4406 cleanliness code. The system and fluid cleanliness is acceptable.

Fluid Condition

The AN level is acceptable for this fluid. The condition of the oil is suitable for further service.

SAMPLE INFORMATION

	method	limit/base	current	history1	history2
Sample Number	Client Info		PC	PC0080324	PC0076203
Sample Date	Client Info		13 Feb 2024	19 Jan 2024	20 Dec 2023
Machine Age	hrs	Client Info	0	0	0
Oil Age	hrs	Client Info	0	0	0
Oil Changed	Client Info		N/A	N/A	N/A
Sample Status			NORMAL	NORMAL	NORMAL

CONTAMINATION

	method	limit/base	current	history1	history2
Water	WC Method	>0.05	NEG	NEG	NEG

WEAR METALS

	method	limit/base	current	history1	history2
PQ	ASTM D8184*		0	0	0
Iron	ppm	ASTM D5185(m) >20	2	2	2
Chromium	ppm	ASTM D5185(m) >10	0	0	0
Nickel	ppm	ASTM D5185(m) >10	<1	<1	0
Titanium	ppm	ASTM D5185(m)	0	0	0
Silver	ppm	ASTM D5185(m)	0	0	0
Aluminum	ppm	ASTM D5185(m) >10	<1	<1	<1
Lead	ppm	ASTM D5185(m) >20	<1	<1	<1
Copper	ppm	ASTM D5185(m) >20	4	3	4
Tin	ppm	ASTM D5185(m) >10	0	0	0
Antimony	ppm	ASTM D5185(m)	0	0	0
Vanadium	ppm	ASTM D5185(m)	0	0	0
Beryllium	ppm	ASTM D5185(m)	0	0	0
Cadmium	ppm	ASTM D5185(m)	0	0	0

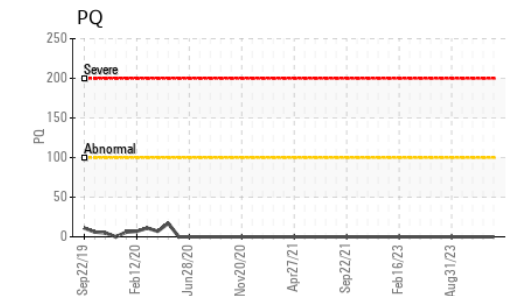
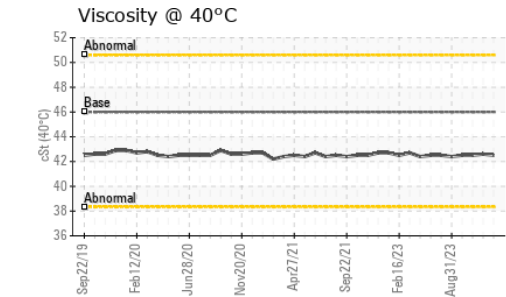
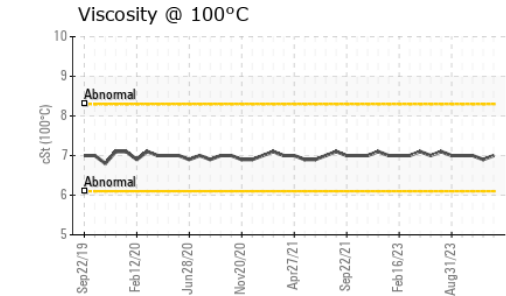
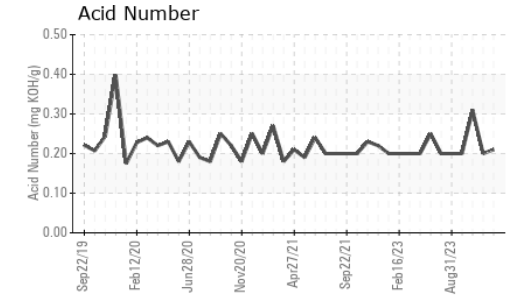
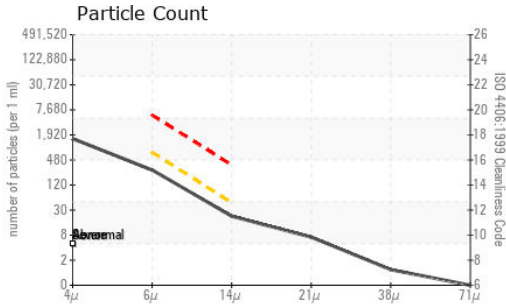
ADDITIVES

	method	limit/base	current	history1	history2
Boron	ppm	ASTM D5185(m)	0	<1	<1
Barium	ppm	ASTM D5185(m)	0	0	0
Molybdenum	ppm	ASTM D5185(m)	0	0	0
Manganese	ppm	ASTM D5185(m)	0	0	0
Magnesium	ppm	ASTM D5185(m)	0	<1	<1
Calcium	ppm	ASTM D5185(m)	4	5	4
Phosphorus	ppm	ASTM D5185(m)	330	318	318
Zinc	ppm	ASTM D5185(m)	38	39	36
Sulfur	ppm	ASTM D5185(m)	3330	3427	3380
Lithium	ppm	ASTM D5185(m)	<1	<1	<1

CONTAMINANTS

	method	limit/base	current	history1	history2
Silicon	ppm	ASTM D5185(m) >15	<1	<1	<1
Sodium	ppm	ASTM D5185(m)	<1	<1	0
Potassium	ppm	ASTM D5185(m) >20	1	<1	<1

OIL ANALYSIS REPORT



Laboratory : WearCheck - C8-1175 Appleby Line, Burlington, ON L7L 5H9
Sample No. : PC **Received** : 12 Mar 2024
Lab Number : **02621423** **Tested** : 13 Mar 2024
Unique Number : 5746542 **Diagnosed** : 13 Mar 2024 - Kevin Marson
Test Package : MAR 2 (Additional Tests: KV100, PQ, VI)

To discuss this sample report, contact Customer Service at 1-800-268-2131.
 Test denoted (*) outside scope of accreditation, (m) method modified, (e) tested at external lab.
 Validity of results and interpretation are based on the sample and information as supplied.

FLUID CLEANLINESS		method	limit/base	current	history1	history2
Particles >4µm	ASTM D7647			1372	1442	1583
Particles >6µm	ASTM D7647	>640		243	191	334
Particles >14µm	ASTM D7647	>40		19	14	18
Particles >21µm	ASTM D7647	>10		6	4	6
Particles >38µm	ASTM D7647	>3		1	1	2
Particles >71µm	ASTM D7647	>3		0	0	1
Oil Cleanliness	ISO 4406 (c)	>--/16/12		18/15/11	18/15/11	18/16/11

FLUID DEGRADATION		method	limit/base	current	history1	history2
Acid Number (AN)	mg KOH/g	ASTM D974*		0.21	0.20	0.31

VISUAL		method	limit/base	current	history1	history2
White Metal	scalar	Visual*	NONE	NONE	NONE	NONE
Yellow Metal	scalar	Visual*	NONE	NONE	NONE	NONE
Precipitate	scalar	Visual*	NONE	NONE	NONE	NONE
Silt	scalar	Visual*	NONE	NONE	NONE	NONE
Debris	scalar	Visual*	NONE	NONE	NONE	NONE
Sand/Dirt	scalar	Visual*	NONE	NONE	NONE	NONE
Appearance	scalar	Visual*	NORML	NORML	NORML	NORML
Odor	scalar	Visual*	NORML	NORML	NORML	NORML
Emulsified Water	scalar	Visual*	>0.05	NEG	NEG	NEG
Free Water	scalar	Visual*		NEG	NEG	NEG

FLUID PROPERTIES		method	limit/base	current	history1	history2
Visc @ 40°C	cSt	ASTM D7279(m)	46.0	42.5	42.6	42.5
Visc @ 100°C	cSt	ASTM D7279(m)		7.0	6.9	7
Viscosity Index (VI)	Scale	ASTM D2270*	150	123	119	123

SAMPLE IMAGES		method	limit/base	current	history1	history2
Color						
Bottom						