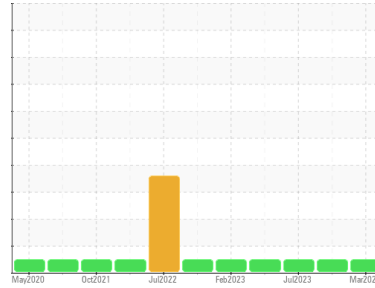




OIL ANALYSIS REPORT

Sample Rating Trend



NORMAL



Machine Id
422005
Component
Diesel Engine
Fluid
PETRO CANADA DURON SHP 15W40 (--- GAL)

DIAGNOSIS

Recommendation

Resample at the next service interval to monitor.

Wear

All component wear rates are normal.

Contamination

There is no indication of any contamination in the oil.

Fluid Condition

The condition of the oil is acceptable for the time in service.

SAMPLE INFORMATION

	method	limit/base	current	history1	history2
Sample Number	Client Info		GFL0102903	GFL0097326	GFL0078504
Sample Date	Client Info		12 Mar 2024	19 Dec 2023	19 Jul 2023
Machine Age	hrs	Client Info	0	0	23486
Oil Age	hrs	Client Info	24709	24416	562
Oil Changed	Client Info		N/A	N/A	Changed
Sample Status			NORMAL	NORMAL	NORMAL

CONTAMINATION

	method	limit/base	current	history1	history2
Fuel	WC Method	>3.0	<1.0	<1.0	<1.0
Water	WC Method	>0.2	NEG	NEG	NEG
Glycol	WC Method		NEG	NEG	NEG

WEAR METALS

	method	limit/base	current	history1	history2	
Iron	ppm	ASTM D5185(m)	>120	4	8	5
Chromium	ppm	ASTM D5185(m)	>20	0	0	<1
Nickel	ppm	ASTM D5185(m)	>5	<1	<1	<1
Titanium	ppm	ASTM D5185(m)	>2	0	0	<1
Silver	ppm	ASTM D5185(m)	>2	0	0	0
Aluminum	ppm	ASTM D5185(m)	>20	1	2	1
Lead	ppm	ASTM D5185(m)	>40	<1	<1	1
Copper	ppm	ASTM D5185(m)	>330	<1	<1	<1
Tin	ppm	ASTM D5185(m)	>15	<1	<1	0
Antimony	ppm	ASTM D5185(m)		0	0	0
Vanadium	ppm	ASTM D5185(m)		0	0	0
Beryllium	ppm	ASTM D5185(m)		0	0	0
Cadmium	ppm	ASTM D5185(m)		0	0	0

ADDITIVES

	method	limit/base	current	history1	history2	
Boron	ppm	ASTM D5185(m)	0	11	61	3
Barium	ppm	ASTM D5185(m)	0	0	0	0
Molybdenum	ppm	ASTM D5185(m)	60	52	14	55
Manganese	ppm	ASTM D5185(m)	0	0	0	<1
Magnesium	ppm	ASTM D5185(m)	1010	825	129	925
Calcium	ppm	ASTM D5185(m)	1070	1151	2062	1019
Phosphorus	ppm	ASTM D5185(m)	1150	995	973	1025
Zinc	ppm	ASTM D5185(m)	1270	1127	1150	1145
Sulfur	ppm	ASTM D5185(m)	2060	2687	3010	2484
Lithium	ppm	ASTM D5185(m)		<1	<1	<1

CONTAMINANTS

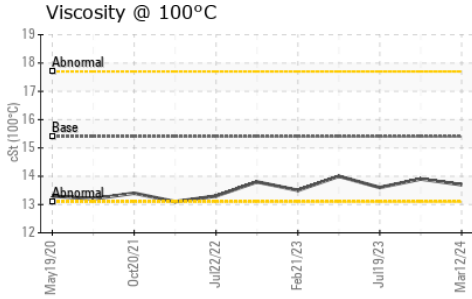
	method	limit/base	current	history1	history2	
Silicon	ppm	ASTM D5185(m)	>25	3	4	4
Sodium	ppm	ASTM D5185(m)		2	6	3
Potassium	ppm	ASTM D5185(m)	>20	<1	5	<1

INFRA-RED

	method	limit/base	current	history1	history2	
Soot %	%	ASTM D7844*	>4	0	0.2	0.1
Nitration	Abs/cm	ASTM D7624*	>20	6.9	8.8	7.8
Sulfation	Abs./1mm	ASTM D7415*	>30	18.5	23.0	18.9



OIL ANALYSIS REPORT



FLUID DEGRADATION

method	limit/base	current	history1	history2	
Oxidation	Abs./1mm ASTM D7414*	>25	14.6	18.8	15.0

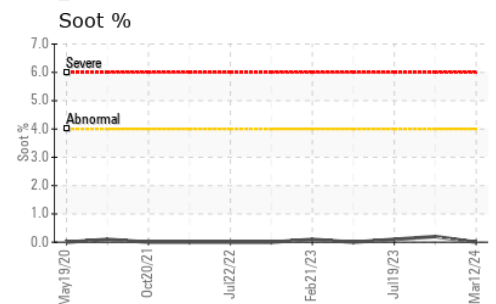
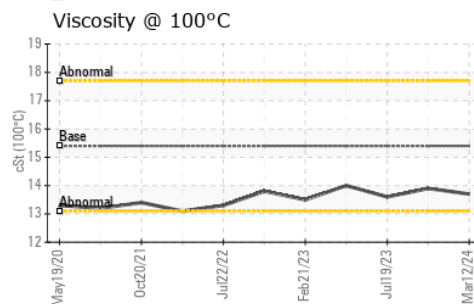
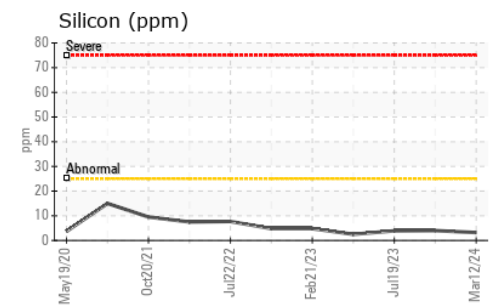
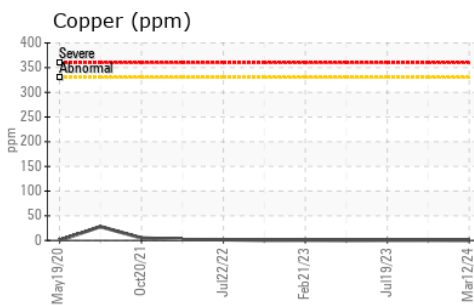
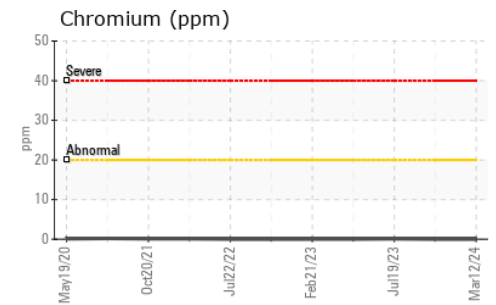
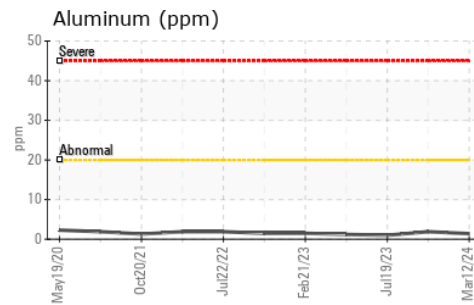
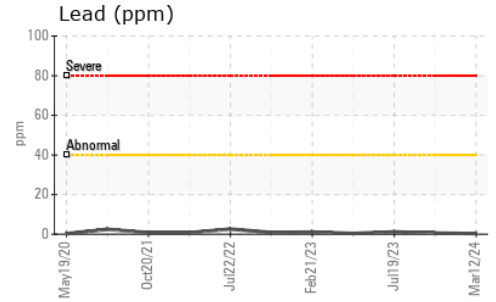
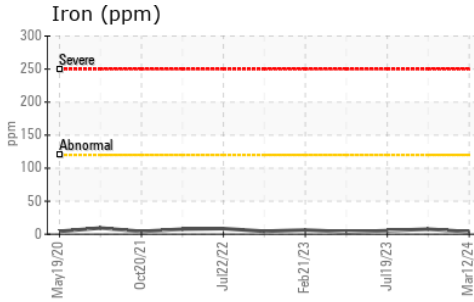
VISUAL

method	limit/base	current	history1	history2	
Emulsified Water	scalar Visual*	>0.2	NEG	NEG	NEG
Free Water	scalar Visual*		NEG	NEG	NEG

FLUID PROPERTIES

method	limit/base	current	history1	history2	
Visc @ 100°C	cSt ASTM D7279(m)	15.4	13.7	13.9	13.6

GRAPHS



Laboratory : WearCheck - C8-1175 Appleby Line, Burlington, ON L7L 5H9
Sample No. : GFL0102903
Lab Number : 02621941
Unique Number : 5747060
Test Package : MOB 1

GFL Environmental - 246 - Windsor
 2700 Deziel Dr
 Windsor, ON
 CA N8W 5H8
 Contact: Dave Varga
 dvarga@gflenv.com
 T: (519)944-8009
 F:

To discuss this sample report, contact Customer Service at 1-800-268-2131.
 Test denoted (*) outside scope of accreditation, (m) method modified, (e) tested at external lab.
 Validity of results and interpretation are based on the sample and information as supplied.