



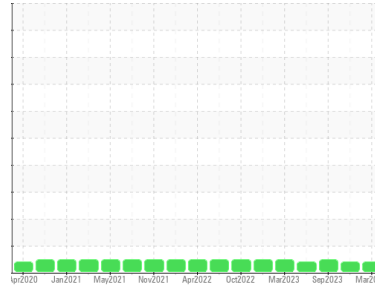
OIL ANALYSIS REPORT

Sample Rating Trend

VISCOSITY



Machine Id
928001
Component
Diesel Engine
Fluid
PETRO CANADA DURON SHP 15W40 (--- GAL)



DIAGNOSIS

Recommendation

No corrective action is recommended at this time. Confirm the source of the lubricant being utilized for top-up/fill. Resample at the next service interval to monitor.

Wear

All component wear rates are normal.

Contamination

Fuel content negligible. There is no indication of any contamination in the oil.

Fluid Condition

Viscosity of sample indicates oil is within SAE 30 range, advise investigate. This plus the additive levels indicates that this is not the same brand, or type of oil as reported. The condition of the oil is acceptable for the time in service.

SAMPLE INFORMATION

	method	limit/base	current	history1	history2
Sample Number	Client Info		GFL0102902	GFL0097331	GFL0090873
Sample Date	Client Info		12 Mar 2024	04 Jan 2024	21 Sep 2023
Machine Age	hrs	Client Info	10728	10266	0
Oil Age	hrs	Client Info	0	0	9589
Oil Changed	Client Info		N/A	N/A	N/A
Sample Status			ABNORMAL	ABNORMAL	NORMAL

CONTAMINATION

	method	limit/base	current	history1	history2
Water	WC Method	>0.2	NEG	NEG	NEG
Glycol	WC Method		NEG	NEG	0.0

WEAR METALS

	method	limit/base	current	history1	history2	
Iron	ppm	ASTM D5185(m)	>120	5	5	8
Chromium	ppm	ASTM D5185(m)	>20	0	0	0
Nickel	ppm	ASTM D5185(m)	>5	<1	<1	<1
Titanium	ppm	ASTM D5185(m)	>2	0	0	0
Silver	ppm	ASTM D5185(m)	>2	<1	0	<1
Aluminum	ppm	ASTM D5185(m)	>20	2	2	1
Lead	ppm	ASTM D5185(m)	>40	<1	<1	<1
Copper	ppm	ASTM D5185(m)	>330	<1	1	<1
Tin	ppm	ASTM D5185(m)	>15	0	<1	0
Antimony	ppm	ASTM D5185(m)		0	0	0
Vanadium	ppm	ASTM D5185(m)		0	0	0
Beryllium	ppm	ASTM D5185(m)		0	0	0
Cadmium	ppm	ASTM D5185(m)		0	0	0

ADDITIVES

	method	limit/base	current	history1	history2	
Boron	ppm	ASTM D5185(m)	0	42	30	73
Barium	ppm	ASTM D5185(m)	0	0	0	0
Molybdenum	ppm	ASTM D5185(m)	60	43	40	5
Manganese	ppm	ASTM D5185(m)	0	0	0	0
Magnesium	ppm	ASTM D5185(m)	1010	471	488	69
Calcium	ppm	ASTM D5185(m)	1070	1733	1689	2145
Phosphorus	ppm	ASTM D5185(m)	1150	726	701	860
Zinc	ppm	ASTM D5185(m)	1270	852	852	1116
Sulfur	ppm	ASTM D5185(m)	2060	2149	2034	2504
Lithium	ppm	ASTM D5185(m)		<1	<1	<1

CONTAMINANTS

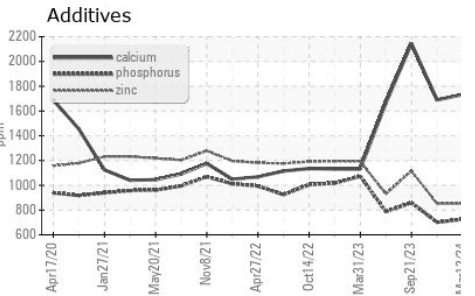
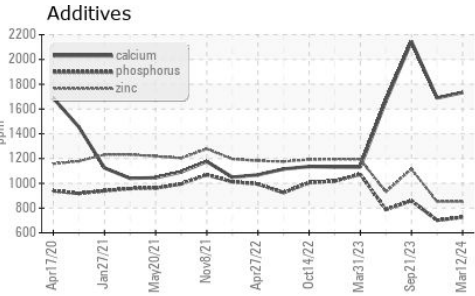
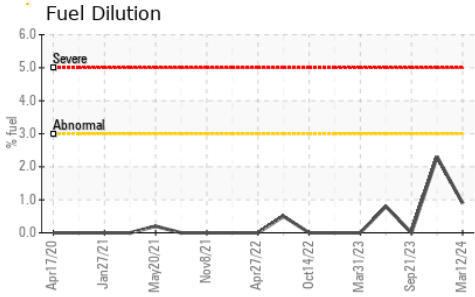
	method	limit/base	current	history1	history2	
Silicon	ppm	ASTM D5185(m)	>25	3	4	3
Sodium	ppm	ASTM D5185(m)		2	2	5
Potassium	ppm	ASTM D5185(m)	>20	<1	<1	5
Fuel	%	ASTM D7593*	>3.0	0.9	2.3	<1.0

INFRA-RED

	method	limit/base	current	history1	history2	
Soot %	%	ASTM D7844*	>4	0.2	0.2	0.4
Nitration	Abs/cm	ASTM D7624*	>20	8.5	9.1	8.4
Sulfation	Abs./1mm	ASTM D7415*	>30	23.1	22.3	22.2



OIL ANALYSIS REPORT

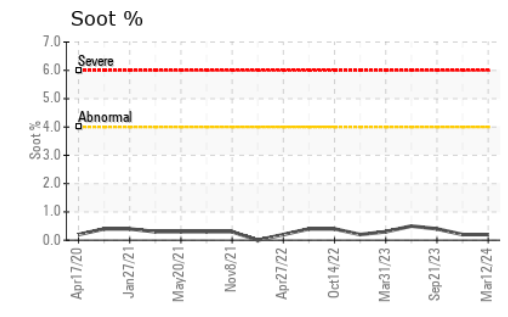
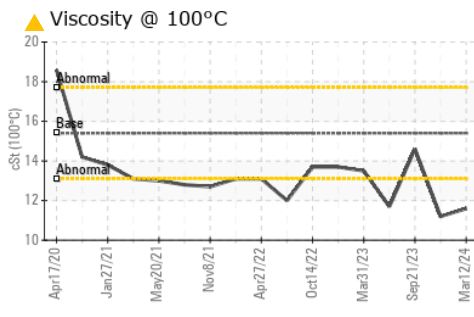
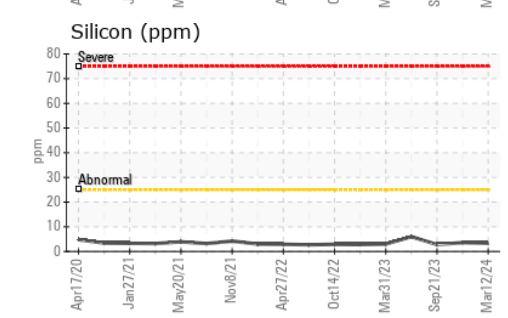
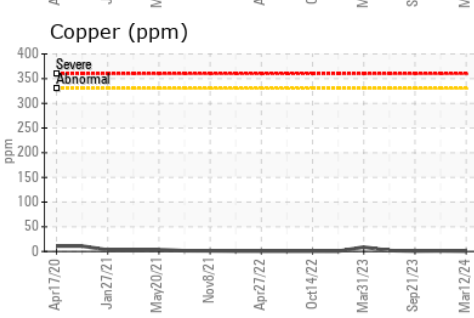
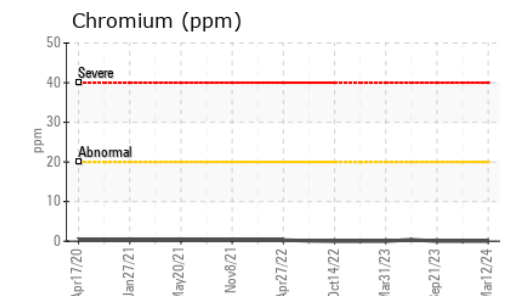
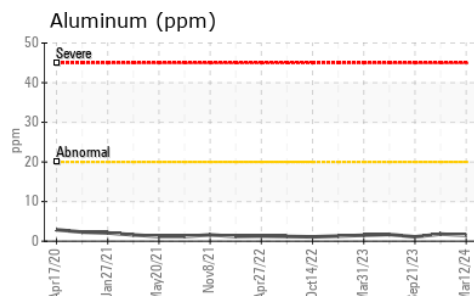
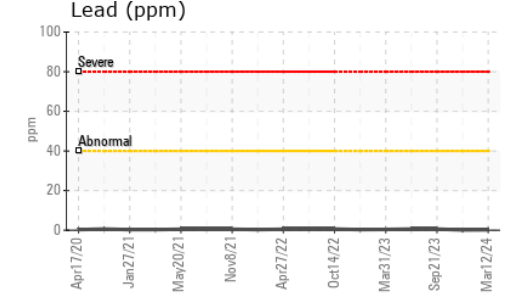
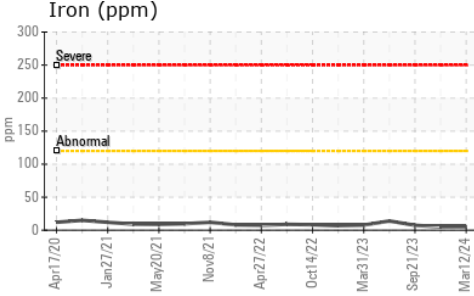


FLUID DEGRADATION		method	limit/base	current	history1	history2
Oxidation	Abs./1mm	ASTM D7414*	>25	20.8	21.6	17.3

VISUAL		method	limit/base	current	history1	history2
Emulsified Water	scalar	Visual*	>0.2	NEG	NEG	NEG
Free Water	scalar	Visual*		NEG	NEG	NEG

FLUID PROPERTIES		method	limit/base	current	history1	history2
Visc @ 100°C	cSt	ASTM D7279(m)	15.4	▲ 11.6	▲ 11.2	14.6

GRAPHS



Laboratory : WearCheck - C8-1175 Appleby Line, Burlington, ON L7L 5H9
Sample No. : GFL0102902
Lab Number : **02621944**
Unique Number : 5747063
Test Package : MOB 1 (Additional Tests: FuelDilution, PercentFuel)

GFL Environmental - 246 - Windsor
 2700 Deziel Dr
 Windsor, ON
 CA N8W 5H8
 Contact: Dave Varga
 dvarga@gflenv.com
 T: (519)944-8009
 F:

To discuss this sample report, contact Customer Service at 1-800-268-2131.
 Test denoted (*) outside scope of accreditation, (m) method modified, (e) tested at external lab.
 Validity of results and interpretation are based on the sample and information as supplied.