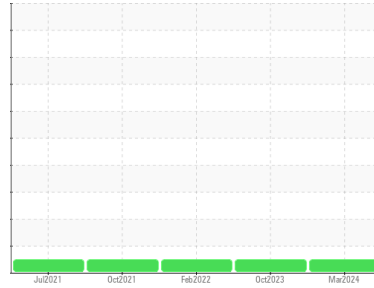




OIL ANALYSIS REPORT

Sample Rating Trend

NORMAL



Machine Id
901097

Component
Diesel Engine

Fluid
PETRO CANADA DURON SHP 15W40 (--- GAL)

DIAGNOSIS

Recommendation

Resample at the next service interval to monitor.

Wear

Metal levels are typical for a new component breaking in.

Contamination

There is no indication of any contamination in the oil.

Fluid Condition

The condition of the oil is acceptable for the time in service.

SAMPLE INFORMATION

	method	limit/base	current	history1	history2
Sample Number	Client Info		GFL0100608	GFL0077010	GFL0024358
Sample Date	Client Info		11 Mar 2024	02 Oct 2023	11 Feb 2022
Machine Age	kms	Client Info	11227	11568	7820
Oil Age	kms	Client Info	0	1568	0
Oil Changed	Client Info		Changed	Changed	Changed
Sample Status			NORMAL	NORMAL	NORMAL

CONTAMINATION

	method	limit/base	current	history1	history2
Fuel	WC Method	>5	<1.0	<1.0	<1.0
Water	WC Method	>0.2	NEG	NEG	NEG
Glycol	WC Method		NEG	NEG	NEG

WEAR METALS

	method	limit/base	current	history1	history2	
Iron	ppm	ASTM D5185(m)	>110	24	44	10
Chromium	ppm	ASTM D5185(m)	>4	<1	<1	<1
Nickel	ppm	ASTM D5185(m)	>2	<1	0	0
Titanium	ppm	ASTM D5185(m)		0	0	0
Silver	ppm	ASTM D5185(m)	>2	0	<1	0
Aluminum	ppm	ASTM D5185(m)	>25	5	8	4
Lead	ppm	ASTM D5185(m)	>45	0	<1	0
Copper	ppm	ASTM D5185(m)	>85	2	3	<1
Tin	ppm	ASTM D5185(m)	>4	<1	<1	<1
Antimony	ppm	ASTM D5185(m)		0	0	0
Vanadium	ppm	ASTM D5185(m)		0	0	0
Beryllium	ppm	ASTM D5185(m)		0	0	0
Cadmium	ppm	ASTM D5185(m)		0	0	0

ADDITIVES

	method	limit/base	current	history1	history2	
Boron	ppm	ASTM D5185(m)	0	2	2	2
Barium	ppm	ASTM D5185(m)	0	0	<1	0
Molybdenum	ppm	ASTM D5185(m)	60	65	68	60
Manganese	ppm	ASTM D5185(m)	0	0	<1	<1
Magnesium	ppm	ASTM D5185(m)	1010	1039	1074	1040
Calcium	ppm	ASTM D5185(m)	1070	1162	1169	1097
Phosphorus	ppm	ASTM D5185(m)	1150	1085	1121	1092
Zinc	ppm	ASTM D5185(m)	1270	1271	1326	1266
Sulfur	ppm	ASTM D5185(m)	2060	2679	2438	2643
Lithium	ppm	ASTM D5185(m)		<1	<1	<1

CONTAMINANTS

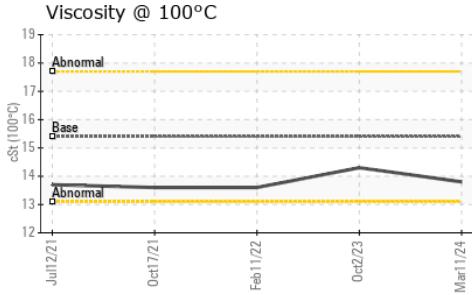
	method	limit/base	current	history1	history2	
Silicon	ppm	ASTM D5185(m)	>30	4	7	3
Sodium	ppm	ASTM D5185(m)		2	2	2
Potassium	ppm	ASTM D5185(m)	>20	4	12	2

INFRA-RED

	method	limit/base	current	history1	history2	
Soot %	%	ASTM D7844*	>3	0.6	1.1	0
Nitration	Abs/cm	ASTM D7624*	>20	10.5	12.2	5.8
Sulfation	Abs/.1mm	ASTM D7415*	>30	22.0	25.6	14.7



OIL ANALYSIS REPORT



FLUID DEGRADATION

	method	limit/base	current	history1	history2	
Oxidation	Abs./1mm	ASTM D7414*	>25	18.5	21.4	9.9

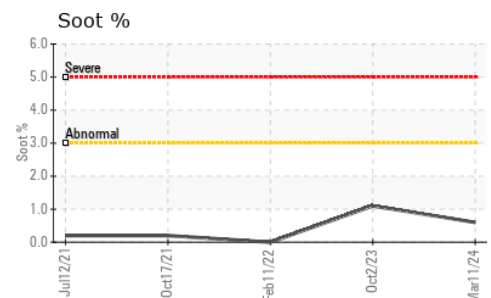
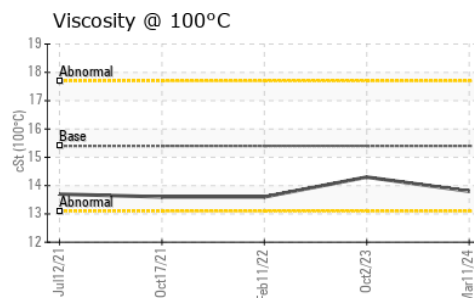
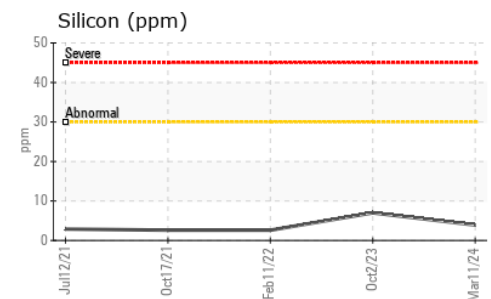
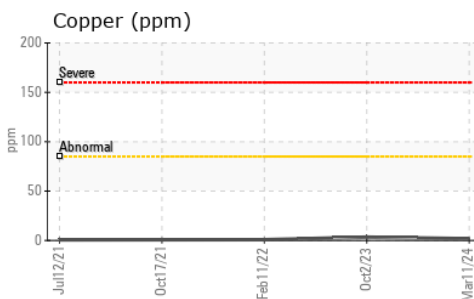
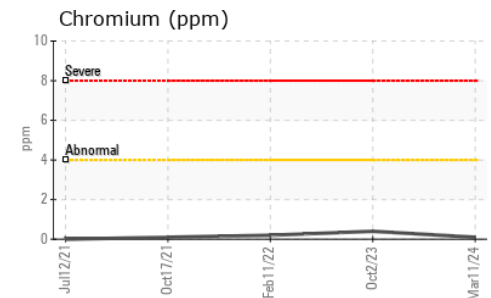
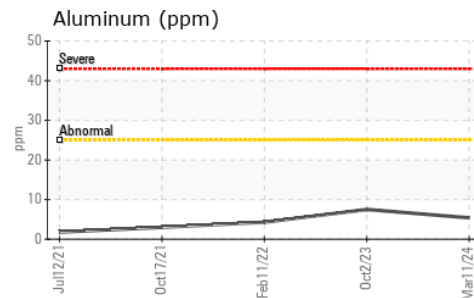
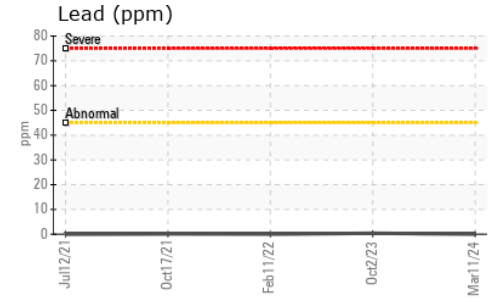
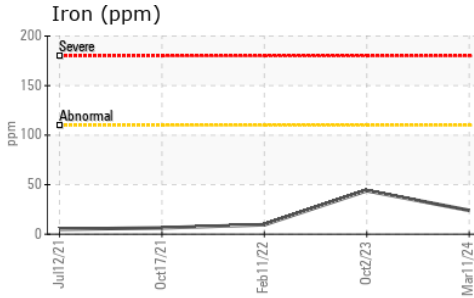
VISUAL

	method	limit/base	current	history1	history2	
Emulsified Water	scalar	Visual*	>0.2	NEG	NEG	NEG
Free Water	scalar	Visual*		NEG	NEG	NEG

FLUID PROPERTIES

	method	limit/base	current	history1	history2	
Visc @ 100°C	cSt	ASTM D7279(m)	15.4	13.8	14.3	13.6

GRAPHS



Laboratory : WearCheck - C8-1175 Appleby Line, Burlington, ON L7L 5H9
Sample No. : GFL0100608
Lab Number : **02622198**
Unique Number : 5747317
Test Package : MOB 1
Received : 15 Mar 2024
Tested : 15 Mar 2024
Diagnosed : 15 Mar 2024 - Wes Davis

GFL Environmental - 575 - Squamish Hauling
 38950 Queens Way,
 Squamish, BC
 CA V8B 0K8
 Contact: Dean Imbeau
 dimbeau@gflenv.com
 T: (604)892-5604
 F: (604)892-5238

To discuss this sample report, contact Customer Service at 1-800-268-2131.
 Test denoted (*) outside scope of accreditation, (m) method modified, (e) tested at external lab.
 Validity of results and interpretation are based on the sample and information as supplied.