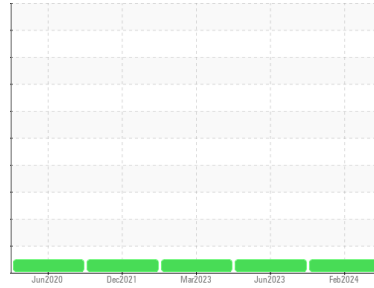




OIL ANALYSIS REPORT

Sample Rating Trend

NORMAL



Machine Id
Or562

Component
Rear Differential

Fluid
PETRO CANADA GEARLUBE TOS 80W140 (18 LTR)

DIAGNOSIS

Recommendation

Resample at the next service interval to monitor. Please specify the component make and model with your next sample.

Wear

All component wear rates are normal.

Contamination

There is no indication of any contamination in the oil.

Fluid Condition

The condition of the oil is acceptable for the time in service.

SAMPLE INFORMATION

	method	limit/base	current	history1	history2
Sample Number	Client Info		GFL0113374	GFL0056415	GFL0064918
Sample Date	Client Info		22 Feb 2024	14 Jun 2023	16 Mar 2023
Machine Age	hrs	Client Info	21863	20535	19981
Oil Age	hrs	Client Info	17698	1554	1000
Oil Changed		Client Info	Filtered	Not Changd	Not Changd
Sample Status			NORMAL	NORMAL	NORMAL

CONTAMINATION

	method	limit/base	current	history1	history2
Water	WC Method	>.2	NEG	NEG	NEG

WEAR METALS

	method	limit/base	current	history1	history2
Iron	ppm	ASTM D5185(m) >500	20	81	73
Chromium	ppm	ASTM D5185(m) >10	0	<1	<1
Nickel	ppm	ASTM D5185(m) >10	<1	2	1
Titanium	ppm	ASTM D5185(m)	0	1	1
Silver	ppm	ASTM D5185(m)	0	0	0
Aluminum	ppm	ASTM D5185(m) >25	<1	7	7
Lead	ppm	ASTM D5185(m) >25	0	<1	<1
Copper	ppm	ASTM D5185(m) >100	<1	3	2
Tin	ppm	ASTM D5185(m) >10	0	0	0
Antimony	ppm	ASTM D5185(m) >5	0	<1	<1
Vanadium	ppm	ASTM D5185(m)	0	0	0
Beryllium	ppm	ASTM D5185(m)	0	0	0
Cadmium	ppm	ASTM D5185(m)	0	0	0

ADDITIVES

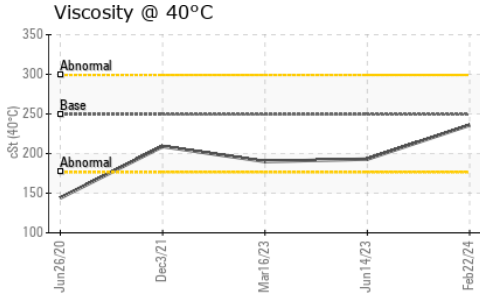
	method	limit/base	current	history1	history2
Boron	ppm	ASTM D5185(m) 170	234	209	206
Barium	ppm	ASTM D5185(m) 4	0	0	0
Molybdenum	ppm	ASTM D5185(m)	<1	7	6
Manganese	ppm	ASTM D5185(m)	0	<1	<1
Magnesium	ppm	ASTM D5185(m) 1.0	2	4	4
Calcium	ppm	ASTM D5185(m) 16	26	47	53
Phosphorus	ppm	ASTM D5185(m) 920	946	1087	1114
Zinc	ppm	ASTM D5185(m) 8	16	28	32
Sulfur	ppm	ASTM D5185(m) 1630	15871	17890	17613
Lithium	ppm	ASTM D5185(m)	<1	<1	<1

CONTAMINANTS

	method	limit/base	current	history1	history2
Silicon	ppm	ASTM D5185(m) >75	4	26	25
Sodium	ppm	ASTM D5185(m)	<1	2	2
Potassium	ppm	ASTM D5185(m) >20	<1	2	2




OIL ANALYSIS REPORT



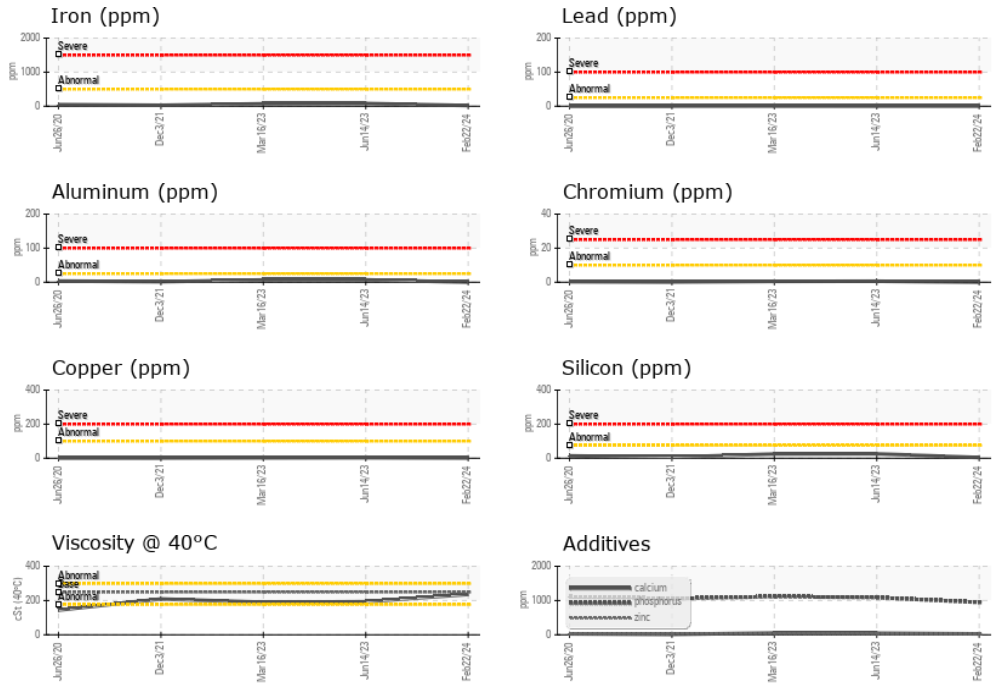
VISUAL	method	limit/base	current	history1	history2
White Metal	scalar	Visual*	NONE	NONE	NONE
Yellow Metal	scalar	Visual*	NONE	NONE	NONE
Precipitate	scalar	Visual*	NONE	NONE	NONE
Silt	scalar	Visual*	NONE	NONE	NONE
Debris	scalar	Visual*	NONE	NONE	NONE
Sand/Dirt	scalar	Visual*	NONE	NONE	NONE
Appearance	scalar	Visual*	NORML	NORML	NORML
Odor	scalar	Visual*	NORML	NORML	NORML
Emulsified Water	scalar	Visual*	>.2	NEG	NEG
Free Water	scalar	Visual*		NEG	NEG

FLUID PROPERTIES	method	limit/base	current	history1	history2	
Visc @ 40°C	cSt	ASTM D7279(m)	249.3	236	193	190

SAMPLE IMAGES	method	limit/base	current	history1	history2
---------------	--------	------------	---------	----------	----------



GRAPHS



Laboratory : WearCheck - C8-1175 Appleby Line, Burlington, ON L7L 5H9
Sample No. : GFL0113374
Lab Number : **02623787**
Unique Number : 5748906
Test Package : MOB 1

GFL Environmental - 720 - Lafleche - Landfill
 17125 Lafleche Road,
 Moose Creek, ON
 CA K0C 1W0
 Contact: Charles Bergeron
 cbergeron@gflenv.com
 T: (613)538-4853
 F:

To discuss this sample report, contact Customer Service at 1-800-268-2131.
 Test denoted (*) outside scope of accreditation, (m) method modified, (e) tested at external lab.
 Validity of results and interpretation are based on the sample and information as supplied.