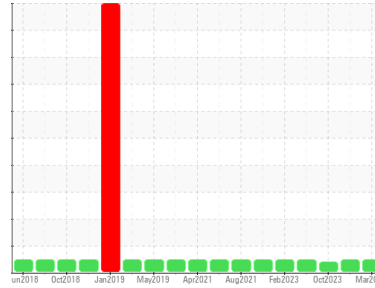




OIL ANALYSIS REPORT

Sample Rating Trend



NORMAL



Machine Id
401111

Component
Diesel Engine

Fluid
PETRO CANADA DURON SHP 10W30 (--- GAL)

DIAGNOSIS

Recommendation

Resample at the next service interval to monitor.

Wear

All component wear rates are normal.

Contamination

There is no indication of any contamination in the oil.

Fluid Condition

The condition of the oil is acceptable for the time in service.

SAMPLE INFORMATION

	method	limit/base	current	history1	history2
Sample Number	Client Info		GFL0102619	GFL0101740	GFL0093875
Sample Date	Client Info		24 Mar 2024	10 Dec 2023	29 Oct 2023
Machine Age	hrs	Client Info	0	24332	0
Oil Age	hrs	Client Info	0	0	0
Oil Changed	Client Info		N/A	N/A	N/A
Sample Status			NORMAL	NORMAL	ABNORMAL

CONTAMINATION

	method	limit/base	current	history1	history2
Fuel	WC Method	>5	<1.0	<1.0	0.5
Water	WC Method	>0.2	NEG	NEG	NEG
Glycol	WC Method		NEG	NEG	NEG

WEAR METALS

	method	limit/base	current	history1	history2	
Iron	ppm	ASTM D5185(m)	>100	39	14	22
Chromium	ppm	ASTM D5185(m)	>20	<1	<1	<1
Nickel	ppm	ASTM D5185(m)	>4	0	<1	0
Titanium	ppm	ASTM D5185(m)		0	0	0
Silver	ppm	ASTM D5185(m)	>3	0	0	<1
Aluminum	ppm	ASTM D5185(m)	>20	2	2	2
Lead	ppm	ASTM D5185(m)	>40	<1	1	2
Copper	ppm	ASTM D5185(m)	>330	<1	<1	<1
Tin	ppm	ASTM D5185(m)	>15	0	0	0
Antimony	ppm	ASTM D5185(m)		0	0	0
Vanadium	ppm	ASTM D5185(m)		0	0	0
Beryllium	ppm	ASTM D5185(m)		0	0	0
Cadmium	ppm	ASTM D5185(m)		0	0	0

ADDITIVES

	method	limit/base	current	history1	history2	
Boron	ppm	ASTM D5185(m)	2	<1	2	2
Barium	ppm	ASTM D5185(m)	0	0	0	<1
Molybdenum	ppm	ASTM D5185(m)	50	60	57	61
Manganese	ppm	ASTM D5185(m)	0	0	0	0
Magnesium	ppm	ASTM D5185(m)	950	965	941	970
Calcium	ppm	ASTM D5185(m)	1050	1064	1020	1069
Phosphorus	ppm	ASTM D5185(m)	995	976	987	992
Zinc	ppm	ASTM D5185(m)	1180	1178	1148	1206
Sulfur	ppm	ASTM D5185(m)	2600	2418	2642	2455
Lithium	ppm	ASTM D5185(m)		<1	<1	<1

CONTAMINANTS

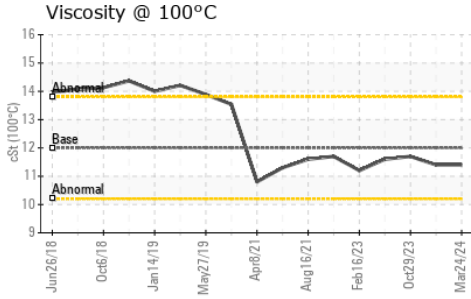
	method	limit/base	current	history1	history2	
Silicon	ppm	ASTM D5185(m)	>25	3	4	6
Sodium	ppm	ASTM D5185(m)		8	4	5
Potassium	ppm	ASTM D5185(m)	>20	<1	1	<1

INFRA-RED

	method	limit/base	current	history1	history2	
Soot %	%	ASTM D7844*	>3	1.1	0.7	1.2
Nitration	Abs/cm	ASTM D7624*	>20	9.6	7.8	9.6
Sulfation	Abs./1mm	ASTM D7415*	>30	21.1	19.8	21.5



OIL ANALYSIS REPORT

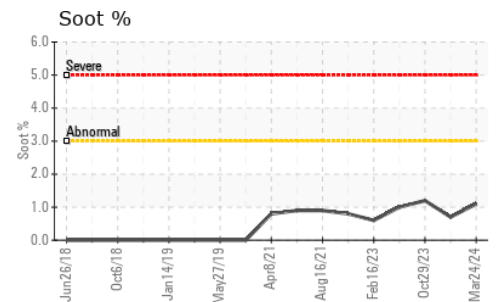
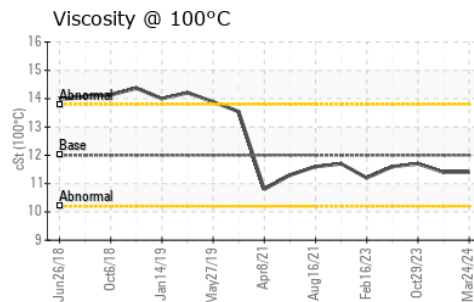
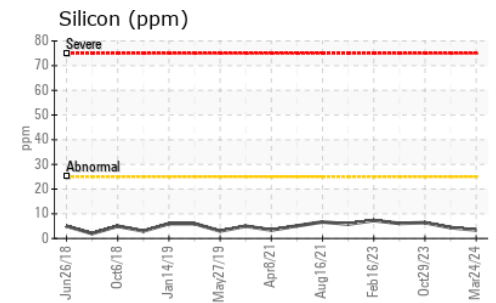
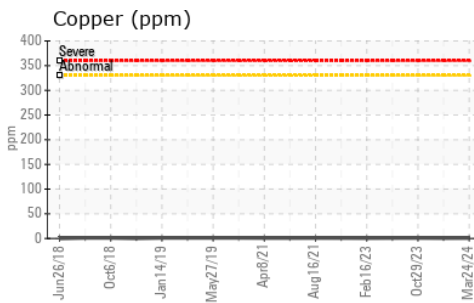
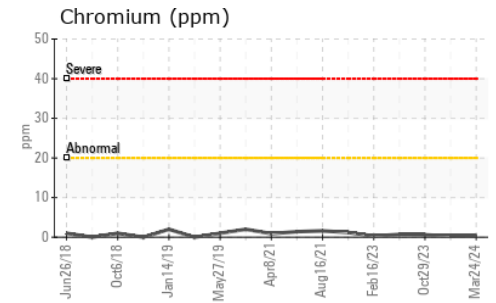
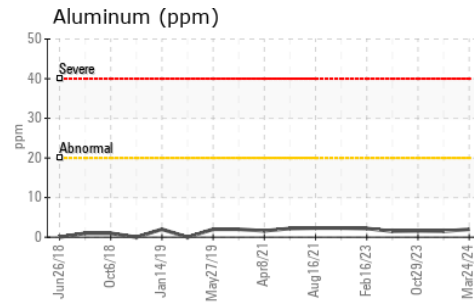
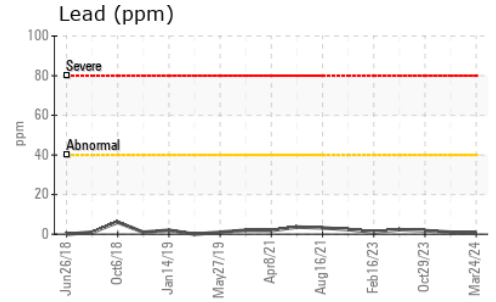
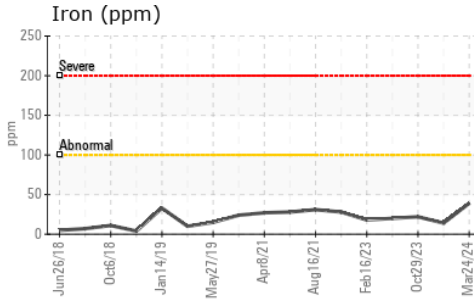


FLUID DEGRADATION		method	limit/base	current	history1	history2
Oxidation	Abs./1mm	ASTM D7414*	>25	16.3	14.5	16.2

VISUAL		method	limit/base	current	history1	history2
Emulsified Water	scalar	Visual*	>0.2	NEG	NEG	NEG
Free Water	scalar	Visual*		NEG	NEG	NEG

FLUID PROPERTIES		method	limit/base	current	history1	history2
Visc @ 100°C	cSt	ASTM D7279(m)	12.00	11.4	11.4	▲ 11.7

GRAPHS



Laboratory : WearCheck - C8-1175 Appleby Line, Burlington, ON L7L 5H9 **GFL Environmental - 554 - Edmonton SW**
Sample No. : GFL0102619 **Received** : 25 Mar 2024 **8409 -15th Street NW**
Lab Number : **02624192** **Tested** : 25 Mar 2024 **Edmonton, AB**
Unique Number : 5749311 **Diagnosed** : 25 Mar 2024 - Kevin Marson **CA T6P 0B8**
Test Package : MOB 1 **Contact:** Tim Greig
tgreg@gflenv.com
T: (780)231-0521
F:

To discuss this sample report, contact Customer Service at 1-800-268-2131.
 Test denoted (*) outside scope of accreditation, (m) method modified, (e) tested at external lab.
 Validity of results and interpretation are based on the sample and information as supplied.