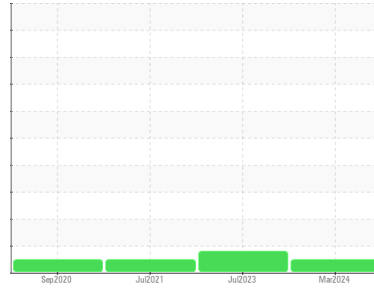


OIL ANALYSIS REPORT

Sample Rating Trend



NORMAL



Machine Id
OR905

Component
Diesel Engine

Fluid
PETRO CANADA DURON UHP 5W40 (--- GAL)

DIAGNOSIS

Recommendation

Resample at the next service interval to monitor.

Wear

All component wear rates are normal.

Contamination

There is no indication of any contamination in the oil.

Fluid Condition

The condition of the oil is acceptable for the time in service.

SAMPLE INFORMATION

	method	limit/base	current	history1	history2
Sample Number	Client Info		PC0082694	PC0077041	PC0047774
Sample Date	Client Info		18 Mar 2024	25 Jul 2023	09 Jul 2021
Machine Age	hrs	Client Info	9390	7605	8694
Oil Age	hrs	Client Info	0	500	500
Oil Changed	Client Info		Changed	Changed	Changed
Sample Status			NORMAL	ABNORMAL	NORMAL

CONTAMINATION

	method	limit/base	current	history1	history2
Fuel	WC Method	>5	<1.0	<1.0	<1.0
Water	WC Method	>0.2	NEG	NEG	NEG
Glycol	WC Method		NEG	NEG	NEG

WEAR METALS

	method	limit/base	current	history1	history2
Iron	ppm	ASTM D5185(m) >100	9	23	29
Chromium	ppm	ASTM D5185(m) >20	0	▲ 26	6
Nickel	ppm	ASTM D5185(m) >4	0	0	0
Titanium	ppm	ASTM D5185(m)	0	<1	<1
Silver	ppm	ASTM D5185(m) >3	0	0	0
Aluminum	ppm	ASTM D5185(m) >20	1	6	5
Lead	ppm	ASTM D5185(m) >40	0	<1	<1
Copper	ppm	ASTM D5185(m) >330	<1	5	3
Tin	ppm	ASTM D5185(m) >15	0	1	1
Antimony	ppm	ASTM D5185(m)	0	<1	<1
Vanadium	ppm	ASTM D5185(m)	0	0	0
Beryllium	ppm	ASTM D5185(m)	0	0	0
Cadmium	ppm	ASTM D5185(m)	0	0	0

ADDITIVES

	method	limit/base	current	history1	history2
Boron	ppm	ASTM D5185(m) 65	37	49	39
Barium	ppm	ASTM D5185(m) 0	0	0	0
Molybdenum	ppm	ASTM D5185(m) 65	51	60	63
Manganese	ppm	ASTM D5185(m) 0	0	<1	<1
Magnesium	ppm	ASTM D5185(m) 1160	1030	1159	1250
Calcium	ppm	ASTM D5185(m) 820	789	864	935
Phosphorus	ppm	ASTM D5185(m) 1160	919	1066	1153
Zinc	ppm	ASTM D5185(m) 1260	1104	1244	1371
Sulfur	ppm	ASTM D5185(m) 3000	2567	2765	2935
Lithium	ppm	ASTM D5185(m)	<1	<1	<1

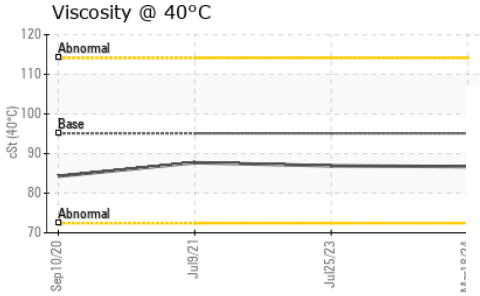
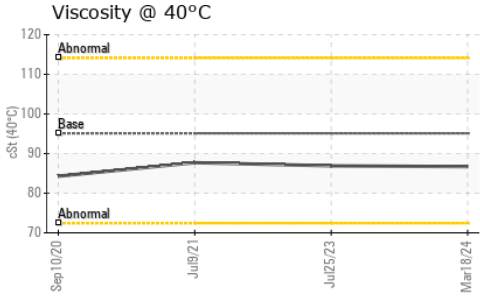
CONTAMINANTS

	method	limit/base	current	history1	history2
Silicon	ppm	ASTM D5185(m) >25	3	17	10
Sodium	ppm	ASTM D5185(m)	4	5	5
Potassium	ppm	ASTM D5185(m) >20	<1	1	1

INFRA-RED

	method	limit/base	current	history1	history2
Soot %	%	ASTM D7844* >3	0.1	0.1	0.4
Nitration	Abs/cm	ASTM D7624* >20	8.8	12.2	10.7
Sulfation	Abs/.1mm	ASTM D7415* >30	19.4	22.1	22.1

OIL ANALYSIS REPORT

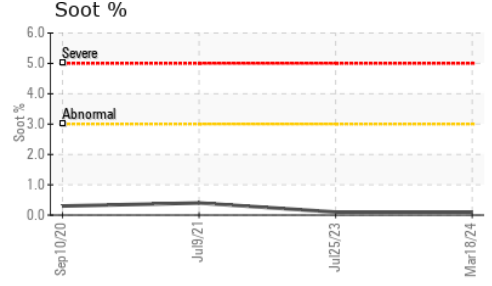
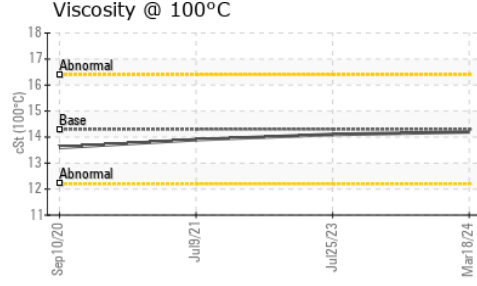
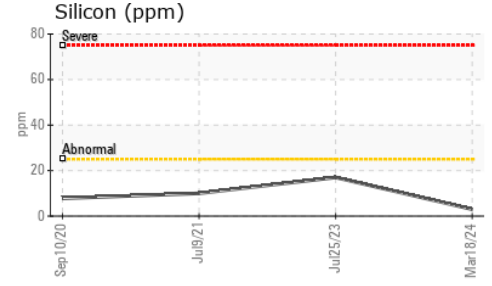
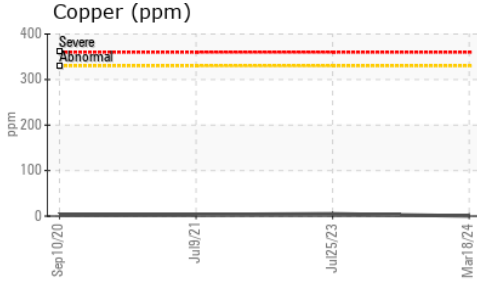
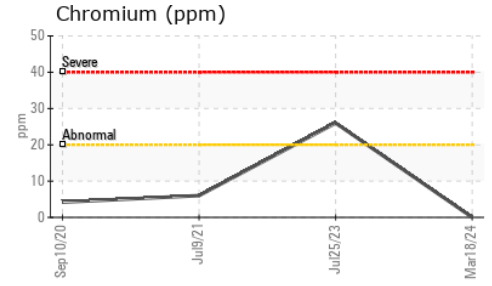
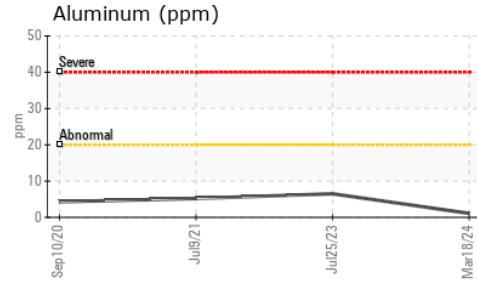
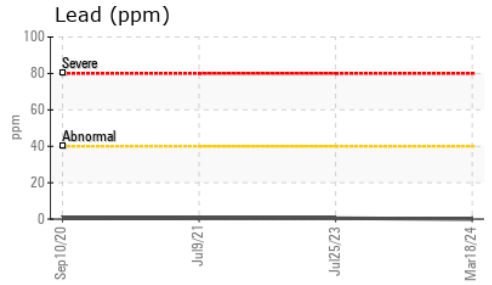
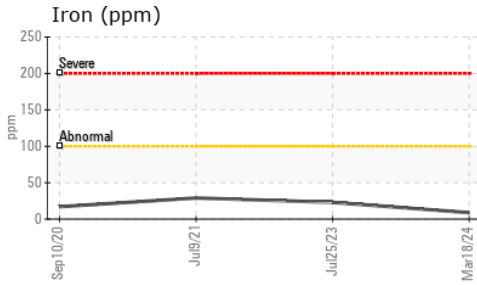


FLUID DEGRADATION		method	limit/base	current	history1	history2
Oxidation	Abs./1mm	ASTM D7414*	>25	17.8	21.8	20.8

VISUAL		method	limit/base	current	history1	history2
Emulsified Water	scalar	Visual*	>0.2	NEG	NEG	NEG
Free Water	scalar	Visual*		NEG	NEG	NEG

FLUID PROPERTIES		method	limit/base	current	history1	history2
Visc @ 40°C	cSt	ASTM D7279(m)	95.1	86.7	86.9	87.7
Visc @ 100°C	cSt	ASTM D7279(m)	14.3	14.2	14.1	13.9
Viscosity Index (VI)	Scale	ASTM D2270*	169	169	167	162

GRAPHS



Laboratory : WearCheck - C8-1175 Appleby Line, Burlington, ON L7L 5H9
Sample No. : PC0082694
Lab Number : 02624865
Unique Number : 5749984
Test Package : MOB 1 (Additional Tests: KV40, VI)

Green Infrastructure and Partners Inc (GIPI) - 286 - Shoring & Foundations
 151 Ram Forest Rd,
 Stouffville, ON
 CA L4A 2G8
 Contact: Shannon Abbott
 sabbott@gipi.com
 T: (905)750-5900
 F:

To discuss this sample report, contact Customer Service at 1-800-268-2131.
 Test denoted (*) outside scope of accreditation, (m) method modified, (e) tested at external lab.
 Validity of results and interpretation are based on the sample and information as supplied.